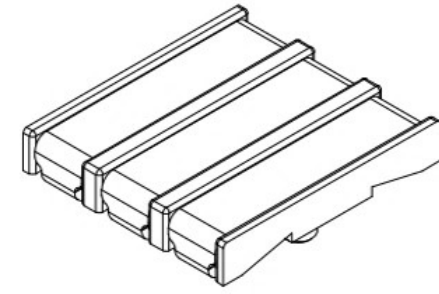
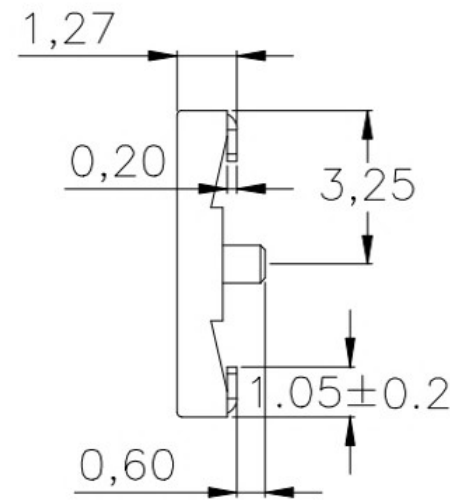
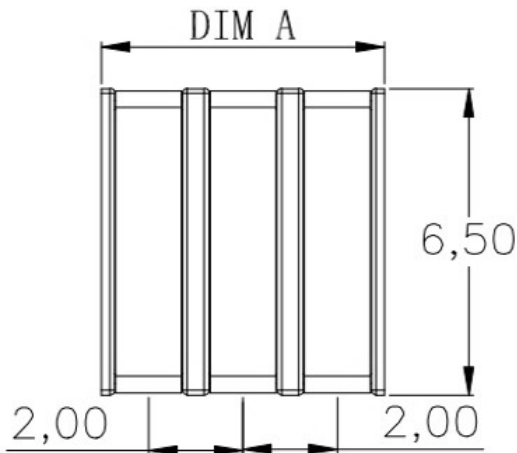
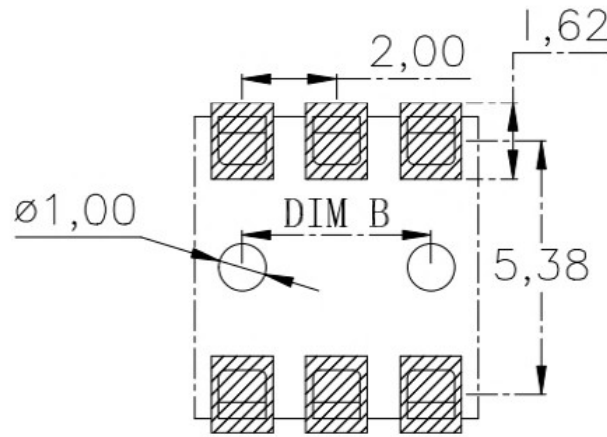
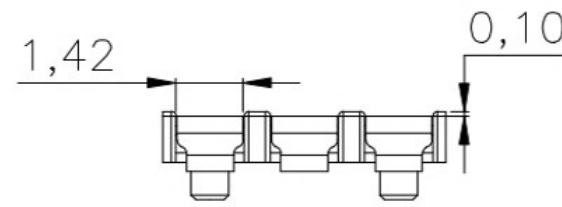


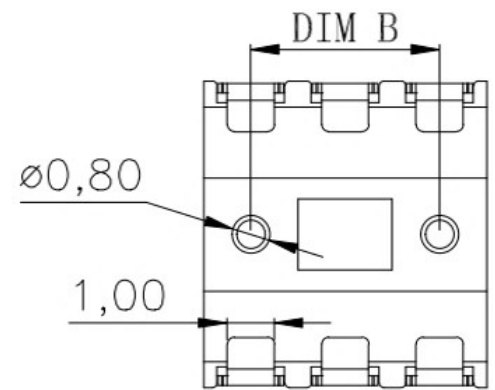
|      |         |             |        |            |
|------|---------|-------------|--------|------------|
| REV. | ECN NO. | DESCRIPTION | DESIGN | DATE       |
| A    |         | INITIAL     | Koi    | 2018.03.29 |



| DIM A | DIM B |
|-------|-------|
| 4.0   | 2.0   |
| 6.0   | 4.0   |
| 8.00  | 6.0   |
| 10.0  | 8.0   |
| 12.0  | 10.0  |
| 14.0  | 12.0  |
| 16.0  | 14.0  |



RECOMMENDED PCB LAYOUT  
TOP VIEW (. XX ± 0.05)



**性能:**  
**额定电流: 2.0A**  
**额定电压: 12V**  
**耐电压: 500V**  
**接触电阻: 30mΩ**  
**绝缘电阻: 500MΩ**  
**工作温度: -40℃~+85℃**  
**塑件(材质): LCP**  
**接触点(材质): 磷铜, 镀金**

UNLESS OTHERWISE SPECIFIED TOLERANCES

## 广东科斯达电器开关厂

|           |       |         |     |          |            |
|-----------|-------|---------|-----|----------|------------|
| DECIMALS: |       | ANGLES: |     | DWG NO.  | PART NAME: |
| DIM       | TOL   | DIM     | TOL | DESIGN:  | PART NO.   |
| X.        | ±0.50 | X.      | ±2° | CHECK:   | REV.       |
| X.X       | ±0.30 | X.X     | ±1° | APPROVED | UNIT:      |
| X.XX      | ±0.20 | X.XX    | --- |          | SHEET:     |
| X.XXX     | ±0.10 | X.XXX   | --- |          | A mm 1/1   |

| ITEM | PART NAME | Q'TY | MATERIAL              | DESCRIPTION | REMARK |
|------|-----------|------|-----------------------|-------------|--------|
| ②    | HOUSING   | 1    | LCP                   |             | BLACK  |
| ①    | CONTACT A | 2    | PHOSPHOR BRONZE 0.20T | Au PLATED   |        |