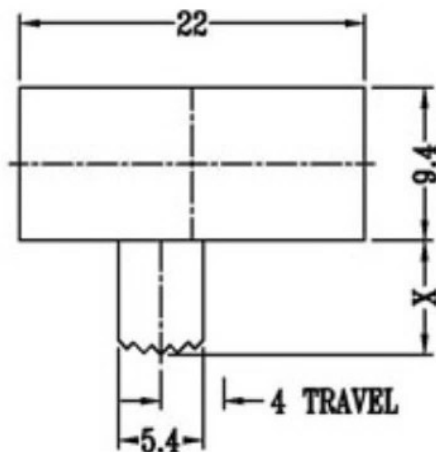


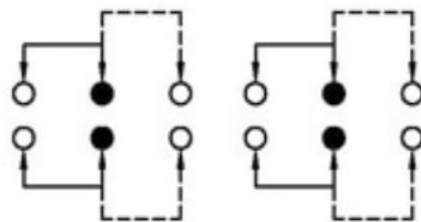


CAD FILE:

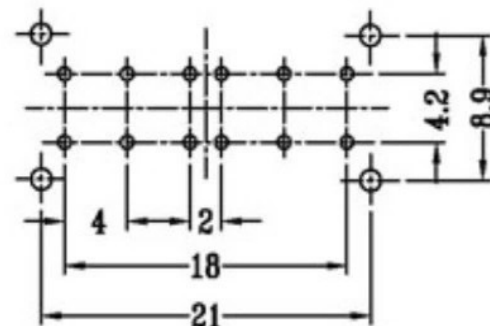


X=3-12

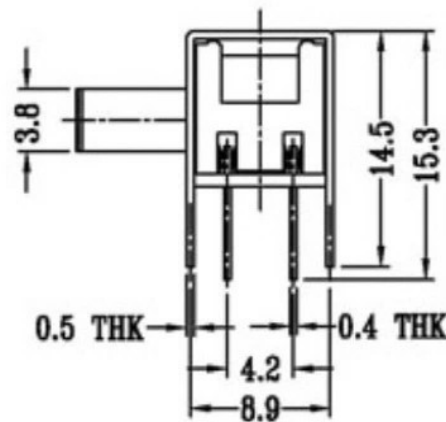
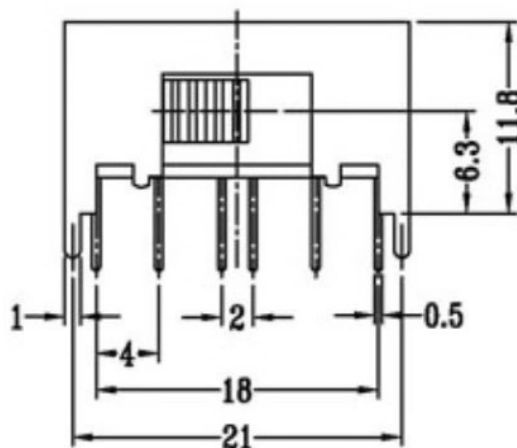
单位: mm



SCHEMATIC (NON-SHORTING)



P.C.B LAYOUT  
BOTTOM VIEW



注: "\*"表示关键尺寸(6个)

NO.	PARTS	MATERIALS	QTY	FINISH	TOLERANCE		UNLESS SPECIFIED		DESCRIPTIONS OF REVISION		APPD
8											
7	STEEL BALL	STEEL	1	NATURAL							
6	SPRING	STEEL WIRE	1	NATURAL							
5	CONTACT CLIP	PBS STRIP	2	Ag PLATED							
4	TERMINAL	BRASS STRIP	10	Ag PLATED							
3	BASE	PHENOLIC RESIN	1	BLACK							
2	FRAME	STEEL STRIP	1	Ni PLATED							
1	KNOB	POM	1	BLACK							
					TITLE: HORIZONTAL SLIDE SWITCH		UNIT : mm		DRWG NO.:		
					MODEL:		SCALE: 2:1		DWN		
									2012-12-25		
									CHK'D		
									2012-12-25		
									APPD		
									2012-12-25		

广东科斯达开关厂