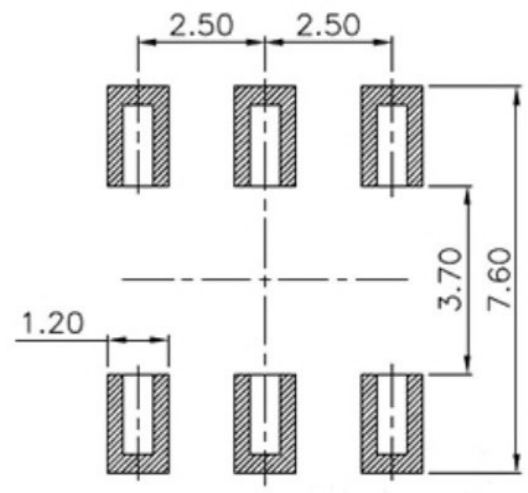
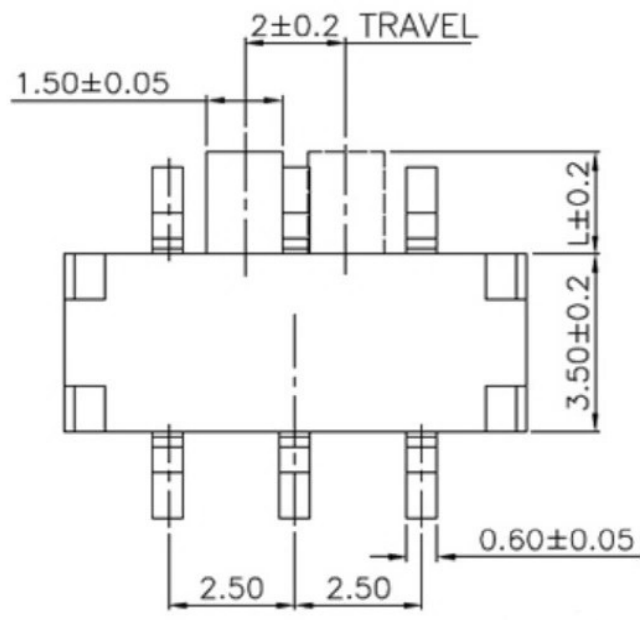
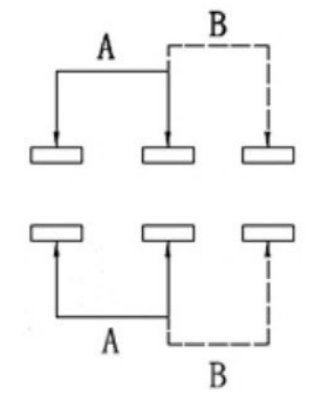


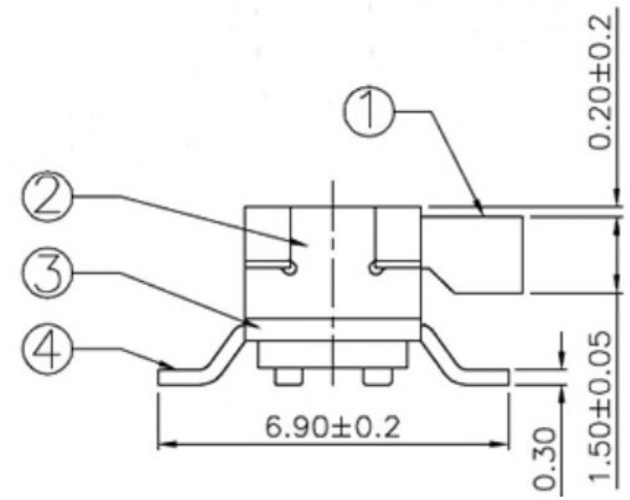
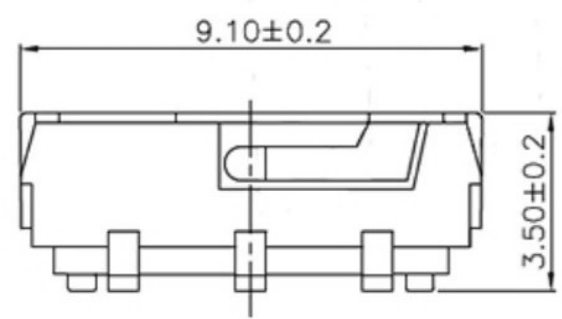
CAD FILE:



PCB Layout(Pattern side)



Circuit Diagram



8				
7	STEEL BALL	STEEL	1	NATURAL
6	SPRING	STEEL WIRE	1	NATURAL
5	CONTACT CLIP	PBS STRIP	2	Ag PLATED
4	TERMINAL	BRASS STRIP	8	Ag PLATED
3	BASE	PHENOLIC RESIN	1	NATURAL
2	FRAME	STEEL STRIP	1	Ni PLATED
1	KNOB	POM	1	BLACK
NO.	PARTS	MATERIALS	Q'TY	FINISH

TOLERANCE UNLESS SPECIFIED						
WITHIN		A	2012-10-26	初版		
OVER		ISSUE	DATE	DESCRIPTIONS OF REVISION		APPD.
TITLE : SLIDE SWITCH				UNIT : mm	DRWG NO.:	
MODEL:				SCALE: 3:1	DWN.	2012-10-26
广东科斯达开关厂				CHK'D		2012-10-26
				APPD.		