

FEATURES

- Light operating force.
- Long term low contact resistance.
- Momentary or latching operation.
- Short stroke 1.5mm to latch.
- Compact spacing on PCB of 5.8mm.

SPECIFICATIONS

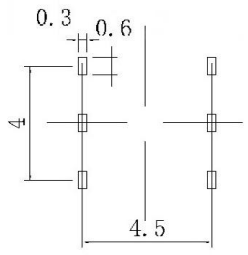
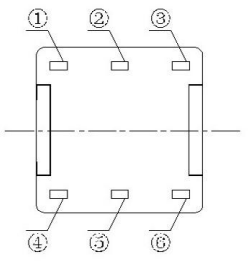
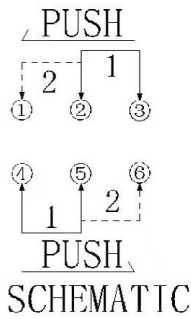
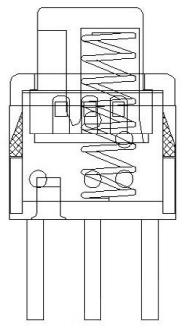
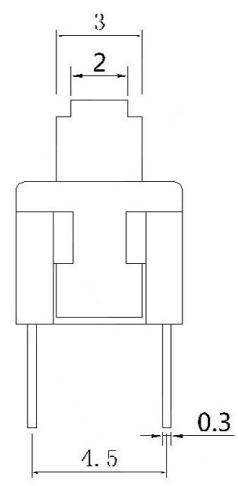
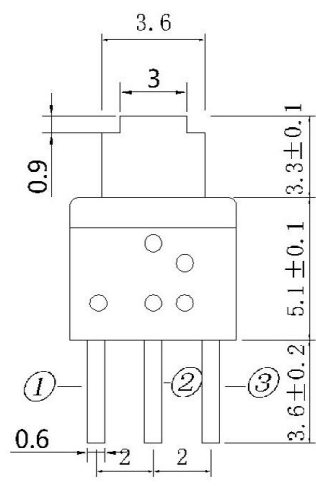
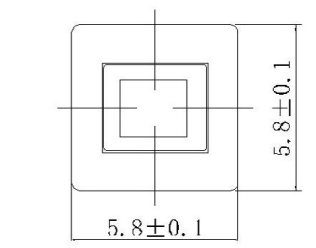
1. ELECTRICAL

● Contact rating	0.1 A, 30VDC
● Contact resistance	50mWMax.
● Insulation resistance	100MΩMin. at 250VDC
● Dielectric strength	250VAC Min. for 60 sec.

2. MECHANICAL AND ENVIRONMENTAL

● Temperature rating	Operating: -15°C to +55°C Storage: -25°C to +65°C
● Operation force	160±80gf
● Stroke	Lock Stroke: 1.5±0.2mm Full Stroke: 2.0±0.2mm
● Operating life	full load: 1x10 ⁴ cycles no load: 1x10 ⁵ cycles
● Contact form	DPDT

OPERATION	W:NO LOCK Z:LOCK
-----------	------------------



ITEM	PAPT	NAMF	TER,NO	QTY	MATERIAL	FINISHING	REMARK
⑦	Contact	—	2	Phosphor bronze	Plating silvering	—	—
⑥	Terminal	—	6	Brass	Plating silvering	—	—
⑤	Spring	—	1	Sus	Natural	—	—
④	Base	—	1	Nylon	—	—	—
③	Crochet Needle	—	1	Sus	Natural	—	—
②	Cover	—	1	Nylon	—	—	—
①	Keystake	—	1	Nylon	—	—	—

MARK	DESCRIPTION	DATE	REVISED	APPROVED	ANGULAR	±5°	SCALE: N/A	MODEL TYPE:		
ΔX					X.X	±0.2mm	VIEW:	KEY SWITCH		
ΔX					X.XX	±0.1mm	UNIT: mm	PART NO.:		
ΔX					X.XXX	±0.05mm	SIZE: A4	DWG NO.:		
REVISIONS					UNSPECIFIED TOLERANCES			Kosod Technology Co., Ltd.		
www.bodongkaiguan.net								WEIGHT	SHEET	REVISION
								1.0g	1/1	A0