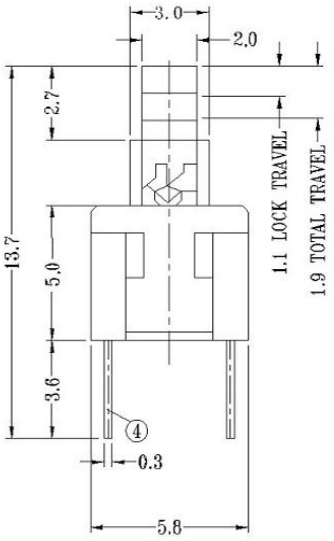

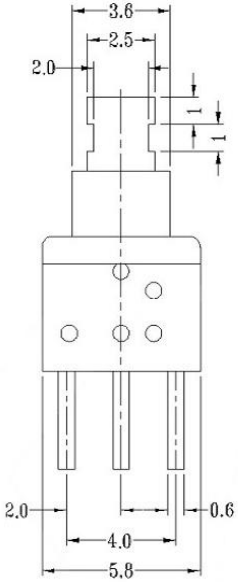

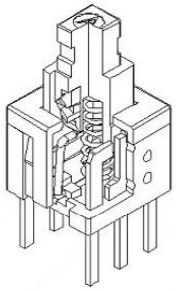

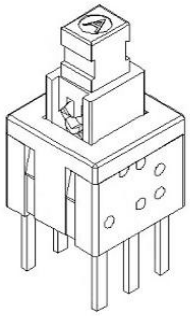

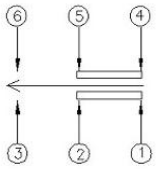

CIRCUIT DIAGRAM

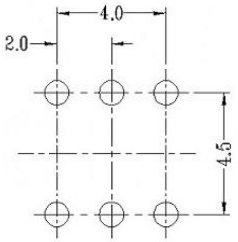

P.C.B LAYOUT
BOTTOM VIEW

■ FEATURES

- Light operating force.
- Long term low contact resistance.
- Momentary or latching operation.
- Short stroke 1.5mm to latch.
- Compact spacing on PCB of 5.8mm.

■ SPECIFICATIONS

1.ELECTRICAL

● Contact rating	0.1A, 30VDC
● Contact resistance	50mWMax.
● Insulation resistance	100MWMin. at 250VDC
● Dielectric strength	250VAC Min. for 60 sec.

2.MECHANICAL AND ENVIRONMENTAL

● Temperature rating	Operating: -15℃ to +55℃ Storage: -25℃ to +65℃
● Operation force	160±80gf
● Stroke	Lock Stroke: 1.5±0.2mm Full Stroke: 2.0±0.2mm
● Operating life	full load: $1x10^4$ cycles no load: $1x10^5$ cycles
● Contact form	DPDT

OPERATION	W:NO LOCK Z:LOCK

ITEM	PAPT NAMF	TER,NO	QTY	MATERIAL	FINISHING	REMARK
⑦	Contact	——	2	Phosphor bronze	Plating silvering	——
⑥	Terminal	——	6	Brass	Plating silvering	——
⑤	Spring	——	1	Sus	Natural	——
④	Base	——	1	Nylon		——
③	Crochet Needle	——	1	Sus	Natural	——
②	Cover	——	1	Nylon		——
①	Keystake	——	1	Nylon		——

MARK	DESCRIPTION	DATE	REVISED	APPROVED
△X				
△X				
△X				

REVISIONS

UNSPECIFIED TOLERANCES	
ANGLAR	±5°
X.X	±0.2mm
X.XX	±0.1mm
X.XXX	±0.05mm

DSND		DATE		SCALE: N/A	MODEL TYPE: KEY SWITCH
DWN		DATE		VIEW:	PART NO.:
CHKD		DATE		UNIT: mm	DWG NO.: KSD-5858
APPD		DATE		SIZE: A4	

Kosod Technology Co., Ltd.

WEIGHT	SHEET	REVISION
1.0g	1/1	A0