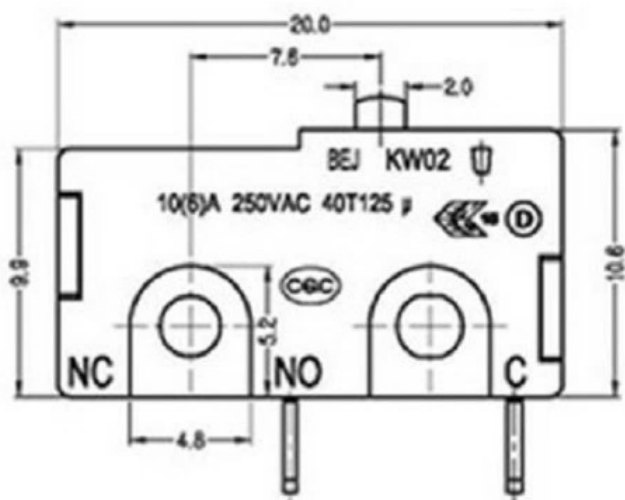
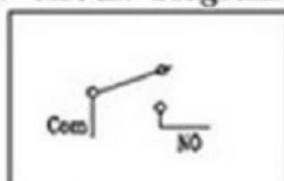


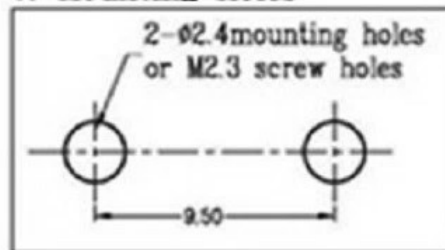
1. FUNCTION: OFF-(ON)
2. RATING: UI: 10.1A 1/3HP 250VAC 40T125 μ
16A 1/6HP 125VAC 40T125 μ
ENEC CQC CB: 10(6)A 250VAC 40T125 μ
3. CONTACT RESISTANCE: ≤ 50mΩ
4. INSULATION RESISTANCE: ≥ 100 MΩ
5. DIELECTRIC WITHSTAND: TERMINAL TO BUTTON 3000VAC/5mA/1MINUTE
TERMINAL TO TERMINAL 1000VAC/5mA/1MINUTE



6. Circuit Diagram



7. Mounting Holes



CHARACTERISTICS

| | |
|----------------------|------------|
| Operating Force: | 250±50g.f |
| Release Force: | 50g.f |
| Operation Position: | 8.60±0.3mm |
| Pre Travel: | 0.6mm max |
| Differential travel: | 0.3mm max |
| Over Travel: | 0.4mm min |

| NO. | PARTS | MATERIALS | Q'TY | TOLERANCE UNLESS SPECIFIED | | | | |
|-----|-----------|--------------------|------|----------------------------|---|-----------|--------------------------|-----------|
| 8 | | | | WITHIN 1.5mm : ±0.1mm | A | 2012-8-13 | 初版 | |
| 7 | | | | OVER 1.5mm : ±0.2mm | ISSUE | DATE | DESCRIPTIONS OF REVISION | APPD. |
| 5 | SPRING | SUS | 1 | NATURAL | TITLE : Micro Switch MODEL: 广东科斯达开关厂 | | | |
| 4 | CAM STICK | SUS | 1 | NATURAL | | | | |
| 3 | CASE | PA66/BRASS STRIP | 1 | GREY/Ag PLATED | | | | |
| 2 | COVER | PA66 | 1 | BLACK | | | | |
| 1 | KNOB | PA66/PBS C5210R-EH | 1 | WHITE/Ag CLAD | | | | |
| | | | | | UNIT : mm | DRWG NO.: | | |
| | | | | | SCALE: 5:1 | DWN. | | 2012-8-13 |
| | | | | | | CHK'D | | 2012-8-13 |
| | | | | | | APPD. | | |