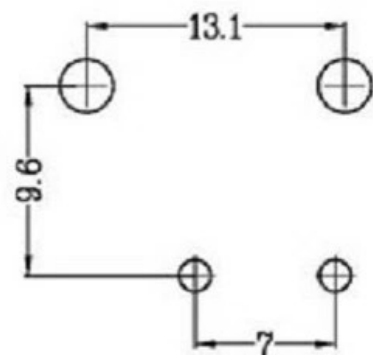
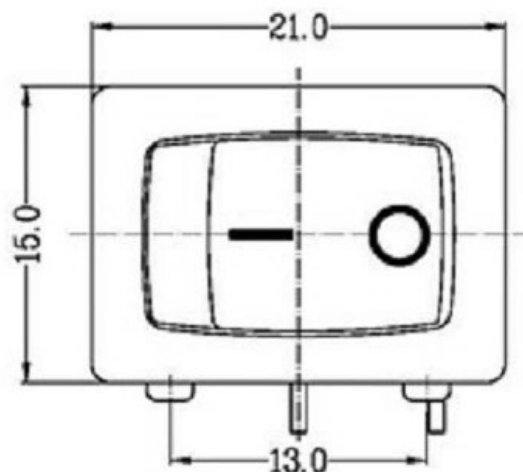


#### 8. SUGGESTED PANEL HOLE SIZE:

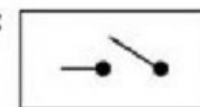


PANEL CUT-OUT



1. FUNCTION: OFF-ON
2. RATING: UL: 250VAC 1/2HP 8A 250VAC 10A 125VAC  
CQC: 6A/12A 250VAC  
ENEC VDE: 12A 125VAC 6(4)A 250VAC  $\mu$  T105
3. OPERATION FORCE: 650 $\pm$ 350g.f
4. CONTACT RESISTANCE:  $\leq 50$  m $\Omega$
5. INSULATION RESISTANCE:  $\geq 100$  M $\Omega$
6. DIELECTRIC WITHSTAND:  
TERMINAL TO BUTTON 3000VAC/5mA/1MINTUE  
TERMINAL TO TERMINAL 1500VAC/5mA/1MINTUE

#### 7. CIRCUIT DIAGRAM:



A4				普通公差:		 <b>广东科斯达电子科技有限公司</b> Guang dong Keside Electronic Technology Co., Ltd.							
A3				COMMON TOLERANCE :									
A2				UP TO 5	±0.20	单 位 UNIT	mm	投 影 PROJECTED		品 名 PRODUCT NAME	跷板开关	比 例 SCALE	Free
A1				ABOVE 5 TO 30	±0.30	绘 图 DRAWN BY	周金勇	核 对 CHECKED BY	梁金勇	型 号 MODEL NO.			
				ABOVE 30	±0.50								
REV.	DATE	REVISION DESCRIPTION	ISSUE	ANGULAR	±5°	日 期 DATE	2015.8.17	核 准 APPROVAL BY	周培雷	图 号 DWG NO.	KSD-AC SWITCH		