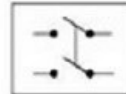
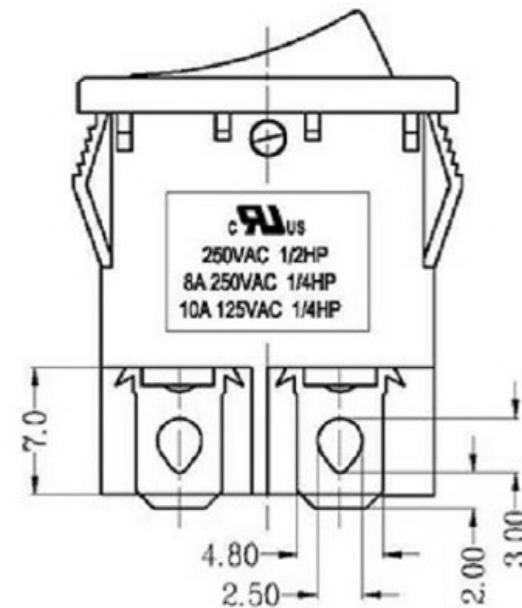
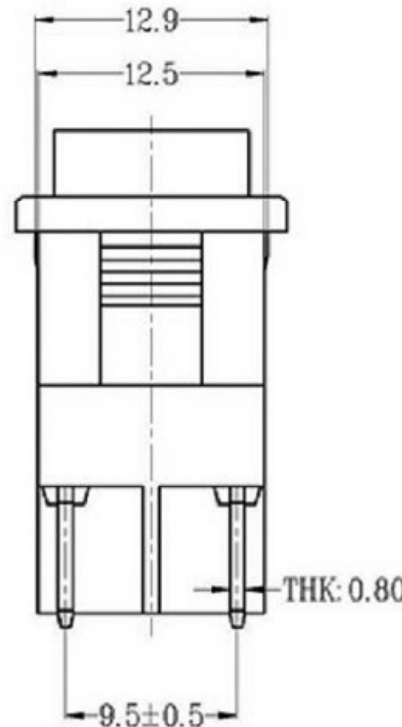
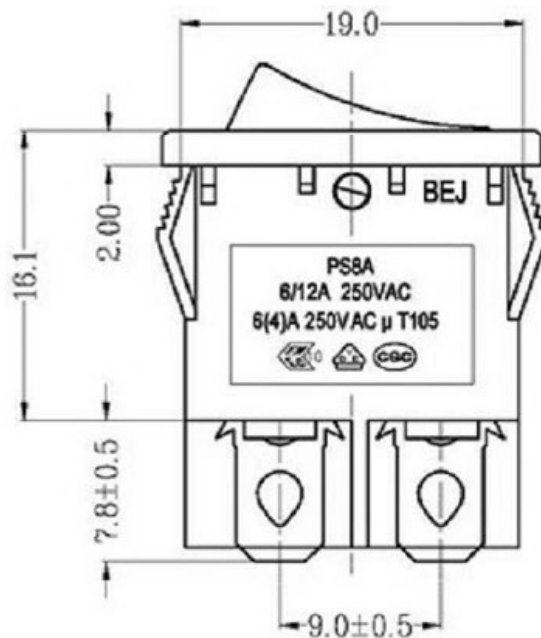
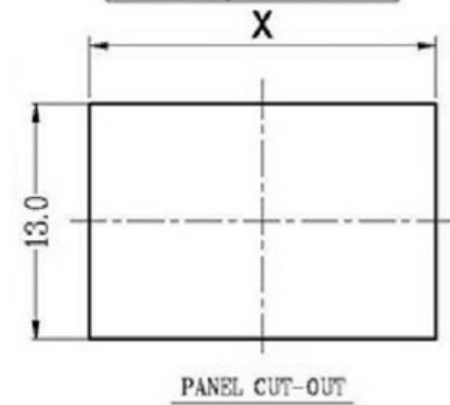


- 1, FUNCTION: OFF-ON
OFF-ON
- 2, RATING: UL: 250VAC 1/2HP 6A 250VAC 1/4HP 10A 125VAC 1/4HP
CQC: 6/12A 250VAC
ENEC VDE: 6(4)A 250VAC μ T105
- 3, OPERATION FORCE: 700 \pm 300gf
- 4, CONTACT RESISTANCE: \leq 50 m Ω
- 5, INSULATION RESISTANCE: \geq 100 M Ω
- 6, DIELECTRIC WITHSTAND: TERMINAL TO BUTTON 3000VAC/5mA/1MINUTE
TERMINAL TO TERMINAL 1500VAC/5mA/1MINUTE
- 7, CIRCUIT DIAGRAM:



8. SUGGESTED PANEL HOLE SIZE:

PANEL THICKNESS	DIM.X
0.75-1.25	18.2/19.1
1.25-2.0	19.4/19.3
2.0-3.0	19.8/19.7



REV.	DATE	REVISION DESCRIPTION	ISSUE
A4			
A3			
A2			
A1			

普通公差:
COMMON TOLERANCE:

UP TO 5	\pm 0.20
ABOVE 5 TO 30	\pm 0.30
ABOVE 30	\pm 0.50
ANGULAR	\pm 5°

广东科斯达电子科技有限公司
Guangdong Keside Electronic Technology Co., Ltd.

单位	mm	投影		品名	跳板开关	比例	Free
UNIT	mm	PROJECTED		PRODUCT NAME		SCALE	
绘图	周金勇	核对	梁金勇	型号			
DRAWN BY		CHECKED BY		MODEL NO.			
日期	2015.8.17	核准	周培雷	图号			
DATE		APPROVAL BY		DWG NO.			

KSD-AC SWITCH