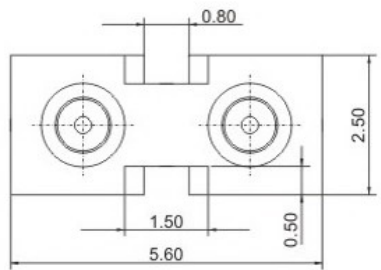
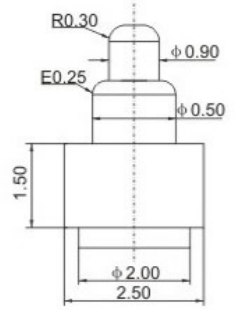
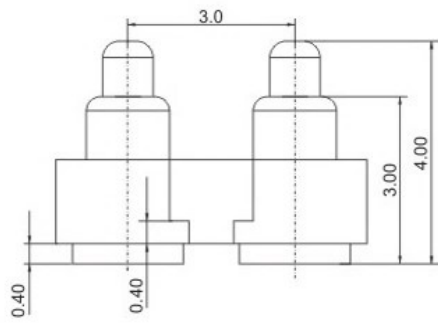


DATE	DR.BY	ECN.NO.	DESCRIPTION	MARK	VER.
18/12'06			NEW DWG		AO



1.MATERIAL

- 1-1 CONTACT PIN: COPPER ALLOY
- 1-2 SOLDER PAD: COPPER ALLOY
- 1-3 SPRING: SWP-B,PIANO WIRE OR EQUIVALENT
- 1-4 HOUSING: HIGH-TEMP.RESIN RATED, UL-94V-0,BLACK

2.MECHERCAL SPECIFICATION:

- 2-1 CONTACTFORCE(PER CONTACT): 85+20gf AT 0.70mm WORKING HEIGHT
- 2-2 MAXMUM FULL STROKE: 1.20mm WORKING HEIGHT: 0.7 mm
- 2-3 DURABILITY: 10,000 CYCLES

3.ELECTRICAL SPECIFICATION:

- 3-1 RATED VOLTAGE(PER CONTACT): 12 VOLTS MAX.
- 3-2 RATED CURRENT(PER CONTACT): 2 AMPS MAX.
- 3-3 CONTACT RESISTANCE: 30 MILLIOHMS MAX.

1. 材料和电镀

接触头为(斜头)黄铜合金(C3604), 镀镍50-70 μ"镀金1 μ"
 导管为黄铜合金(C3604), 镀镍50-70 μ"镀金1 μ"

2. 塑胶材质

PA46+30%玻纤

3. 弹力: 120g±10%

4. 持续工作电流: 1A

5. 工作电压: 12V AC/DC

接触电阻: 30mOhm Max

6. 使用寿命: 20000次

7. 工作温度计: -40℃ - 80℃ 90% R. H. Max

8. 中性盐雾测试24小时无锈蚀

-TOLERANCES- UNLESS OTHERWISE SPECIFIED 公差参考表		 广东科斯达开关厂				
		 		TITLE: 产品品名: POGO PIN		
		APPD: 核准:		PRODUCT NO: 产品料号:		
		CHECK: 校对:		DATE	SCALE	UNIT
		DRAW: 绘图: 王芬利		2016.11.21	1:1	mm
				TYPE	PAGE	
				CD	1/1	

X.	±0.10	X'	±2.00'
XX	±0.05		
XXX	±0.02	X.X'	±1.00'
X.XXX	——		