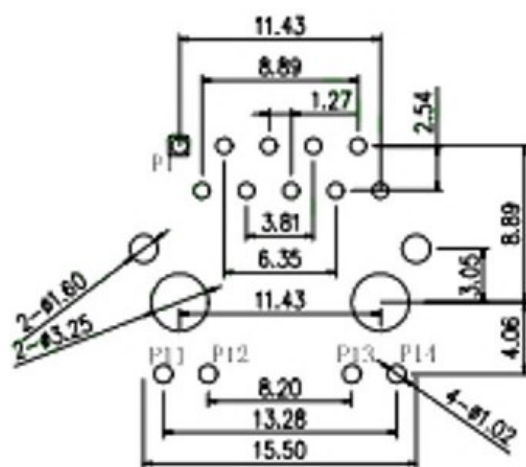
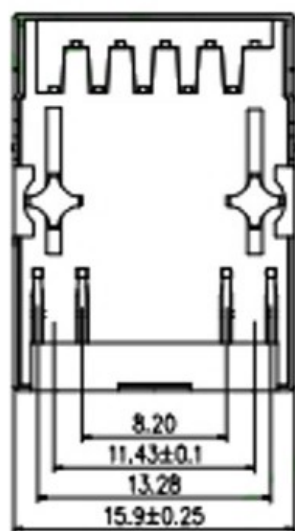
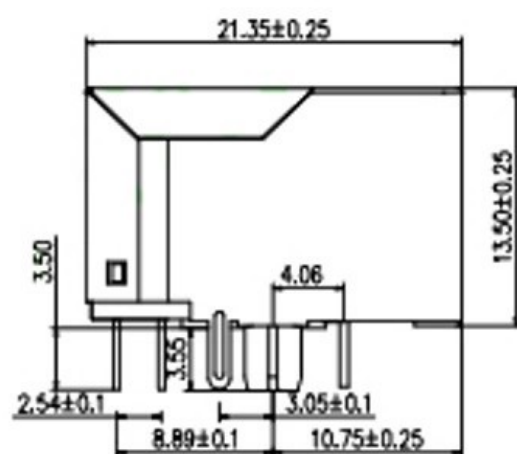
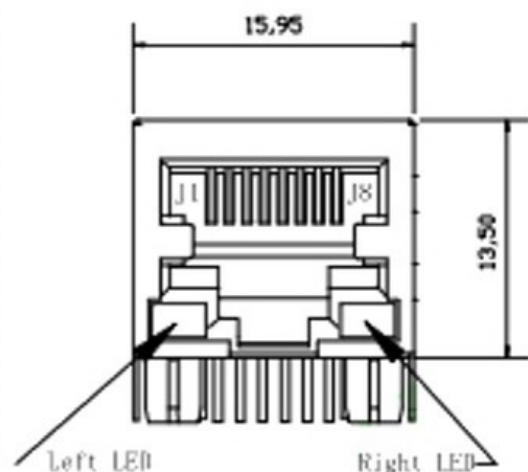


# 1\*1 Port RJ-45 Jack With 100/1000 Base-T Magnetics Module

REV.	DESCRIPTION	NAME	DATE
A	NEWS ISSUE		2018/01/18
B	Modify dimensions		2019/03/22

## 4. Mechanicals:



P.C.B. RECOMMENDED HOLE LAYOUT SEEN FROM COMPONENT SIDE.

ALL CENTERLINE DIMENSIONS ARE BASIC

### 4.1. Connector Material:

Housing: Thermoplastic 111.94 V-0

Contact/Shield: Cooper alloy

Shield Plating: Nickel

Contact Plating: Selective gold 6u": 15u": 30u": 50u" Min

### 4.2. Tolerances comply with F.C.C dimension requirements

### 4.3. Durability: 800 mating Min

## LED Specification

Standard LED Color	LED Wavelength	Forward (V MAX)	Typical (V TYP)	Luminous Intensity
Green	560-580 nm	2.5V	2.1-2.2V	9-25 MCD
Yellow	580-610 nm	2.5V	2.1-2.2V	9-30 MCD

- LED intensity/wavelength measured with Photo Research PR-650 Colorimeter
- With a forward current of 30 mA, Absolute Maximum Ratings (T<sub>c</sub>=25°C)



广东科斯达电子科技有限公司

Guangdong Keside Electronic Technology Co., Ltd.

广东科斯达电器开关厂

Guangdong Keside Electrical Switch Factory

DRAW/ DATE	设计: 李金强	SIZE: A4	UNIT: MM	PART. NO: 料号
CHECKED/ DATE	审核: 赵来锋	SCALE: 1:1	PROJECTION	REV.: 版本
APPROVED/ DATE	核准: 赵佰友	DWG. PATH	图号	SHEET: 页码