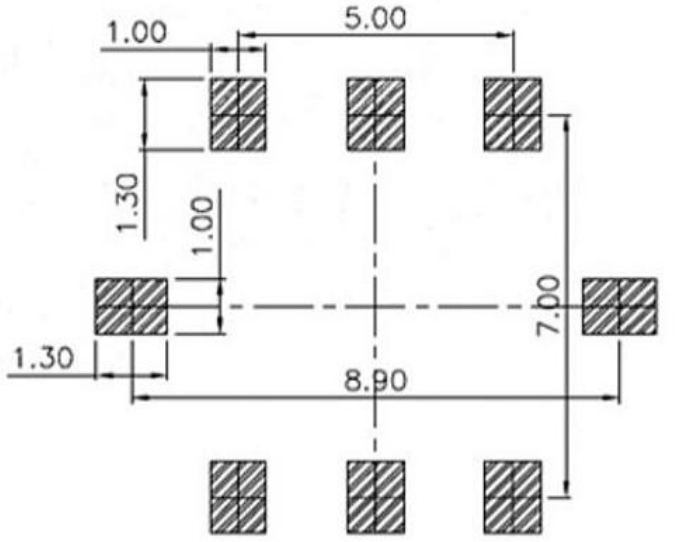
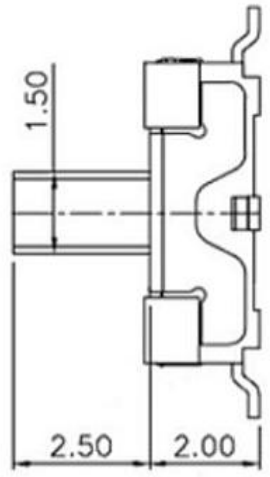
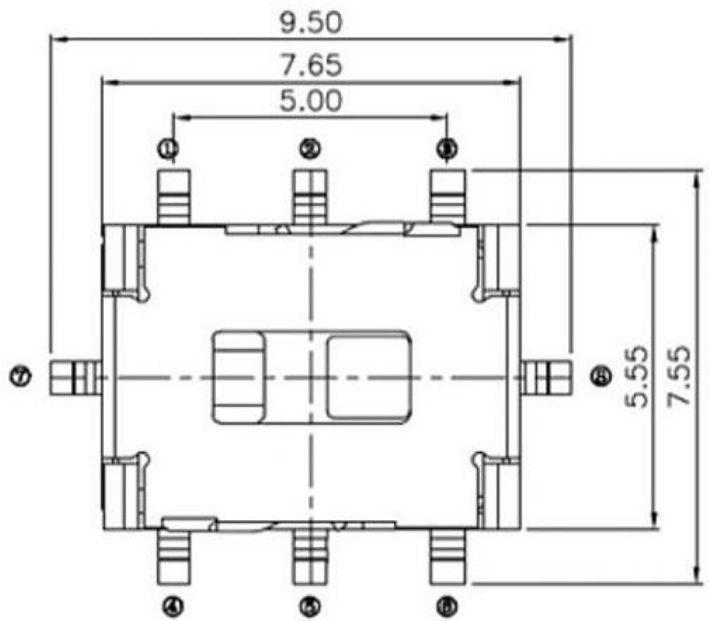
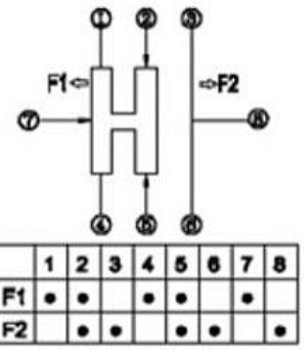
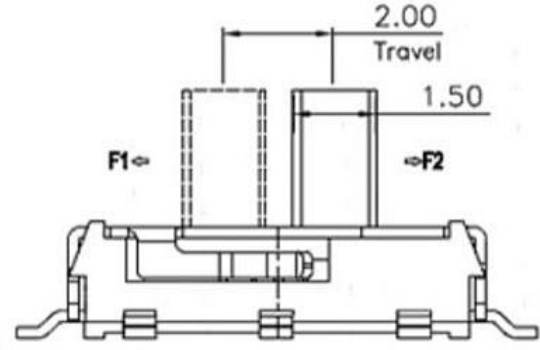


CAD FILE:



PCB Layout(Pattern side)



Circuit Diagram

注: "*"表示关键尺寸(6个)

NO.	PARTS	MATERIALS	Q'TY	FINISH
8				
7	STEEL BALL	STEEL	1	NATURAL
6	SPRING	STEEL WIRE	1	NATURAL
5	CONTACT CLIP	PBS STRIP	2	Ag PLATED
4	TERMINAL	BRASS STRIP	8	Ag PLATED
3	BASE	PHENOLIC RESIN	1	NATURAL
2	FRAME	STEEL STRIP	1	Ni PLATED
1	KNOB	POM	1	BLACK

TOLERANCE							
UNLESS SPECIFIED							
WITHIN		A	2012-10-26	初版			
OVER		ISSUE	DATE	DESCRIPTIONS OF REVISION			APPD.
TITLE : SLIDE SWITCH				UNIT : mm		DRWG NO.:	
MODEL:				SCALE: 3:1		DWN.	
广东科斯达开关厂						2012-10-26	
						CHK'D	
						2012-10-26	
				APPD.			