



KAP SERIES DIP SWITCH


ANTI-VANDAL SWITCHES
 DETECTOR SWITCHES
 DIP SWITCHES
 KEYLOCK SWITCHES
 NAVIGATION SWITCHES
 PUSHBUTTON SWITCHES
 ROCKER SWITCHES
 ROTARY SWITCHES
 SLIDE SWITCHES
 SNAP ACTION SWITCHES
 TACTILE SWITCHES
 TOGGLE SWITCHES
 CAP OPTIONS



APPLICATIONS / MARKETS




Garage Door Openers



Computer Peripherals



Consumer Electronics



Instrumentation



Telecommunication



Medical Equipment

RoHS

SPECIFICATIONS

Electrical Rating: 100mA @ 50VDC Non-Switching
 25mA @ 24VDC Switching
Life Expectancy: 2,000 Cycles
Contact Resistance: 100mΩ Max.
Insulation Resistance: 100 MΩ Min. at 500VDC
Dielectric Strength: 100VAC for 1 min.
Operating Temperature: -20°C to 85°C
Storage Temperature: -40°C to 85°C
Travel: 2.0mm Typical
Contact Arrangement: SPST each position

FEATURES & BENEFITS

- Piano style through hole (PCB Pin) termination
- From 2 to 12 positions
- Top seal optional
- Tube packaging

PART NUMBER CONFIGURATOR

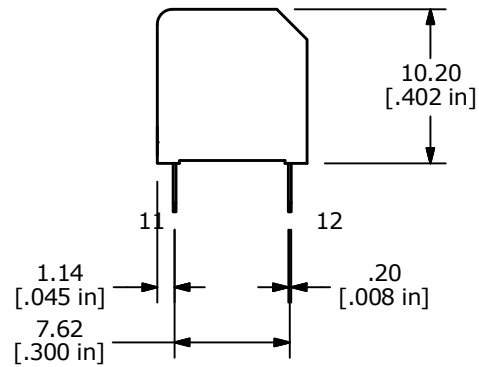
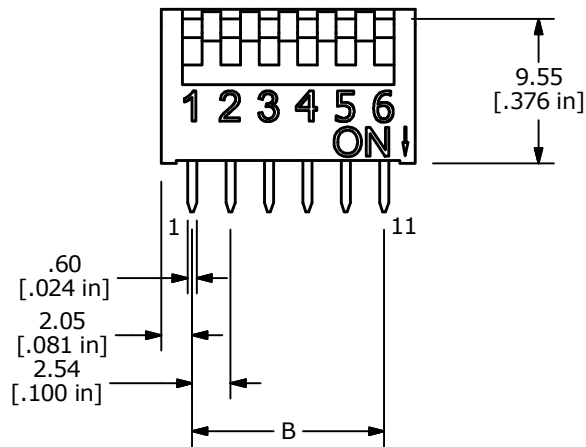
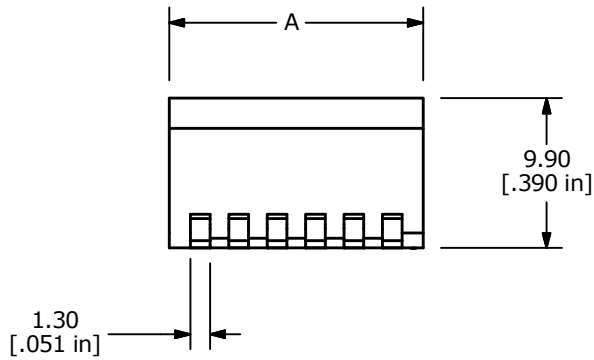
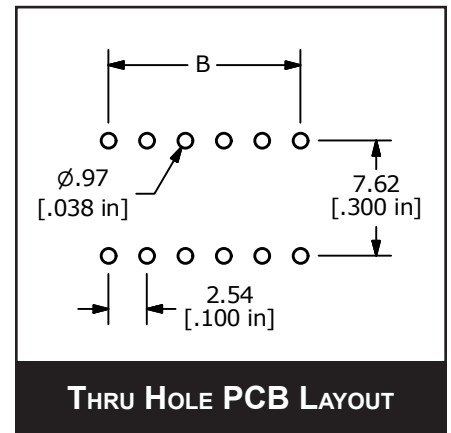
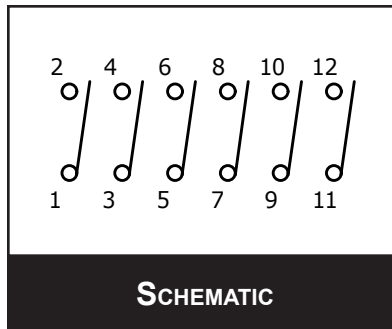
P Series	Model No.	Termination	Circuit	No. of Positions	Actuator	Seal
<input type="text" value="KA"/>	<input type="text" value="P - Piano Type"/>	<input type="text" value="1 - PC Pin"/>	<input type="text" value="1 - SPST"/>	<input type="text" value="02 - 2 positions"/> 03 - 3 positions 04 - 4 positions 05 - 5 positions 06 - 6 positions 07 - 7 positions 08 - 8 positions 09 - 9 positions 10 - 10 positions 12 - 12 positions	<input type="text" value="R - Recessed Actuator Top Side Off"/> E - Extended Actuator Top Side Off	<input type="text" value="None - Standard Unsealed"/> T - Top Tape Sealed

Switches are supplied in standard IC tubes with all poles in the "OFF" position

Specifications subject to change without notice 12.19.2017

KAP SERIES DIP SWITCH

BODY DIMENSIONS/ POSITION OPTIONS



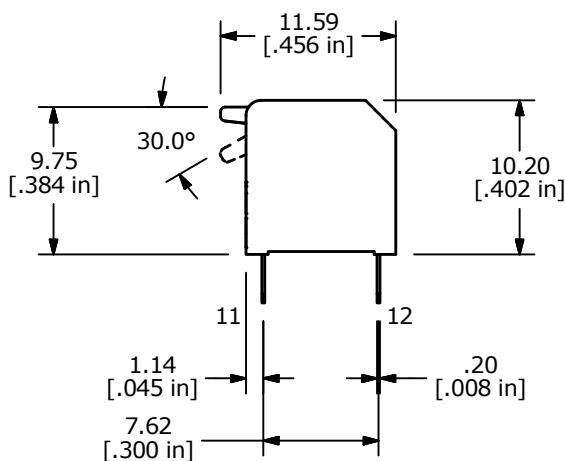
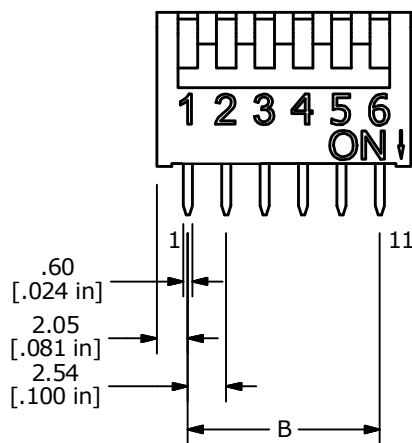
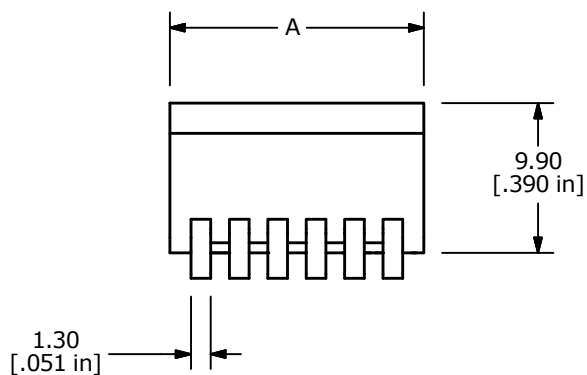
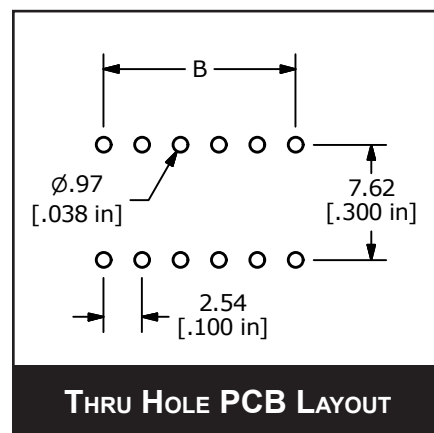
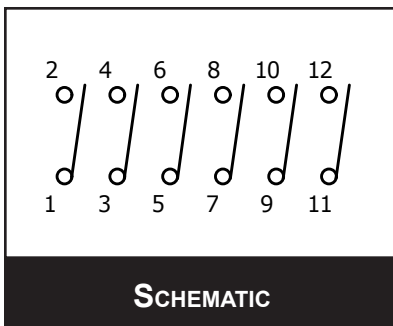
SHOWN WITH
R - RECESSED ACTUATOR
TOP SIDE OFF

POSITIONS	2	3	4	5	6	7	8	9	10	12
DIM A	6.64 [.261]	9.18 [.361]	11.72 [.461]	14.26 [.561]	16.8 [.661]	19.34 [.761]	21.88 [.861]	24.42 [.961]	26.96 [1.061]	32.04 [1.261]
DIM B	2.54 [.100]	5.08 [.200]	7.62 [.300]	10.16 [.400]	12.7 [.500]	15.24 [.600]	17.78 [.700]	20.32 [.800]	22.86 [.900]	27.94 [1.100]

ANTI-VANDAL SWITCHES
 DETECTOR SWITCHES
 DIP SWITCHES
 KEYLOCK SWITCHES
 NAVIGATION SWITCHES
 PUSHBUTTON SWITCHES
 ROCKER SWITCHES
 ROTARY SWITCHES
 SLIDE SWITCHES
 SNAP ACTION SWITCHES
 TACTILE SWITCHES
 TOGGLE SWITCHES
 CAP OPTIONS

KAP SERIES DIP SWITCH

BODY DIMENSIONS/ POSITION OPTIONS



SHOWN WITH
E - EXTENDED ACTUATOR
TOP SIDE OFF

POSITIONS	2	3	4	5	6	7	8	9	10	12
DIM A	6.64 [.261]	9.18 [.361]	11.72 [.461]	14.26 [.561]	16.8 [.661]	19.34 [.761]	21.88 [.861]	24.42 [.961]	26.96 [1.061]	32.04 [1.261]
DIM B	2.54 [.100]	5.08 [.200]	7.62 [.300]	10.16 [.400]	12.7 [.500]	15.24 [.600]	17.78 [.700]	20.32 [.800]	22.86 [.900]	27.94 [1.100]