


RDM SERIES ROTARY DIP SWITCH


ANTI-VANDAL SWITCHES
 DETECTOR SWITCHES
 DIP SWITCHES
 KEYLOCK SWITCHES
 NAVIGATION SWITCHES
 PUSHBUTTON SWITCHES
 ROCKER SWITCHES
 ROTARY SWITCHES
 SLIDE SWITCHES
 SNAP ACTION SWITCHES
 TACTILE SWITCHES
 TOGGLE SWITCHES
 CAP OPTIONS



APPLICATIONS / MARKETS




Audio / Visual




Computer Peripherals



Consumer Electronics



Instrumentation



Telecommunication



Medical Equipment

RoHS

SPECIFICATIONS

Electrical Rating:
 Switching: 42VDC, 100mA
 Non-Switching: 42VDC, 400mA
Life Expectancy: 25,000 steps
Contact Resistance: 80mΩ Max.
Insulation Resistance: 100 MΩ Min. at 250VDC
Dielectric Strength: 250VAC 1 min.
Operating Temperature: -60°C to 125°C
Actuation Force: 120 gf +/- 30gf
Travel: dependent upon individual switch positions

FEATURES & BENEFITS

- Offers IP67 sealing protection
- Available in 10 or 16 positions
- Ultra slim size for high density mounting
- Gold contacts

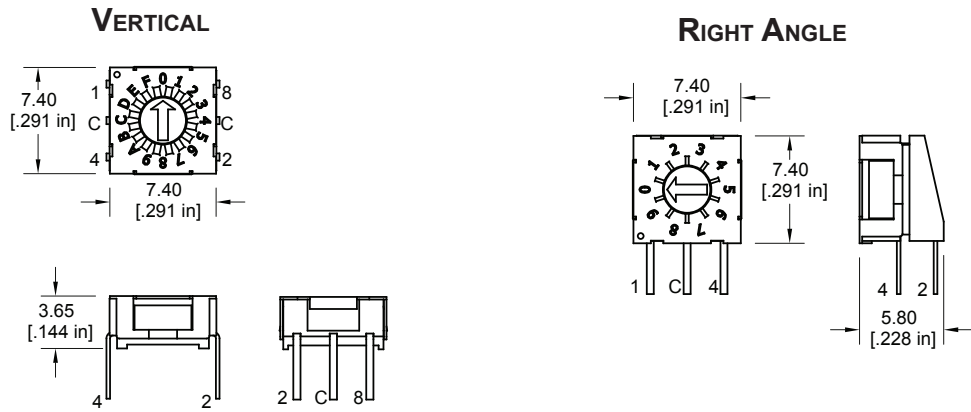
PART NUMBER CONFIGURATOR

Series	Actuator	Code	Positions	Terminals	Packaging
<input type="text" value="RDM"/>	<input type="text" value="A"/>	<input type="text" value="R"/>	<input type="text" value="10"/>	<input type="text" value="P1"/>	<input type="text" value="T"/>
	A - Arrow Flush B - Shaft 4.5 high E - Shaft 4.2 high	R - Real C - Complementary	10 16	P1 - TH 3x3 terminals S1 - SM 3x3 terminals R1 - Angled 5.08 spacing R2 - Angled 2.54 spacing	T - Tube R - Tape & Reel

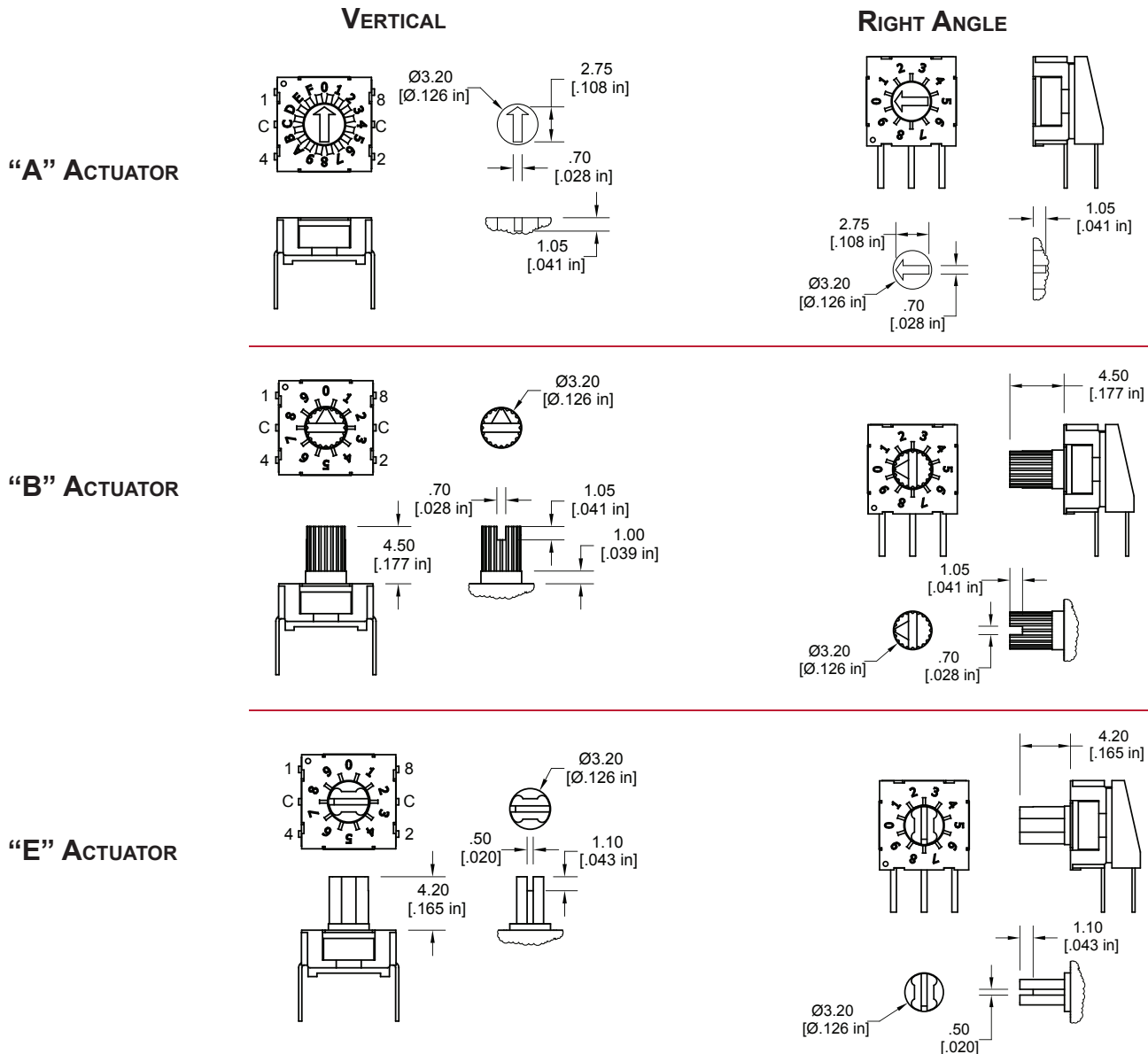
Specifications subject to change without notice

RDM SERIES ROTARY DIP SWITCH

BODY DIMENSIONS



ACTUATOR OPTIONS



RDM SERIES ROTARY DIP SWITCH

GENERAL CODE

COMPLEMENT CODE

	C	1	2	4	8	
0	●	●	●	●	●	0
1	●		●	●	●	1
2	●	●		●	●	2
3	●			●	●	3
4	●	●			●	4
5	●		●			5
6	●	●			●	6
7	●			●		7
8	●	●	●	●		8
9	●		●	●		9
10	●	●		●		A
11	●			●		B
12	●	●	●			C
13	●		●			D
14	●	●				E
15	●					F

16 POSITION (ACTUATOR COLOR: IVORY) 16 POSITION (ACTUATOR COLOR: GRAY)

REAL CODE

	C	1	2	4	8	
0	●					0
1	●	●				1
2	●		●			2
3	●	●	●			3
4	●			●		4
5	●	●		●		5
6	●		●	●		6
7	●	●	●	●		7
8	●				●	8
9	●	●			●	9
10	●		●		●	A
11	●	●	●		●	B
12	●			●	●	C
13	●	●		●	●	D
14	●		●	●	●	E
15	●	●	●	●	●	F

COMPLEMENT CODE

	C	1	2	4	8
0	●	●	●	●	●
1	●		●	●	●
2	●	●		●	●
3	●			●	●
4	●	●	●		●
5	●		●		●
6	●	●			●
7	●				●
8	●	●	●	●	
9	●		●	●	

10 POSITION (ACTUATOR COLOR: ORANGE)

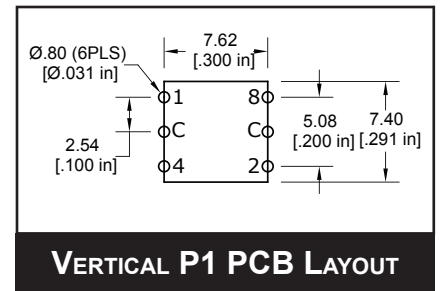
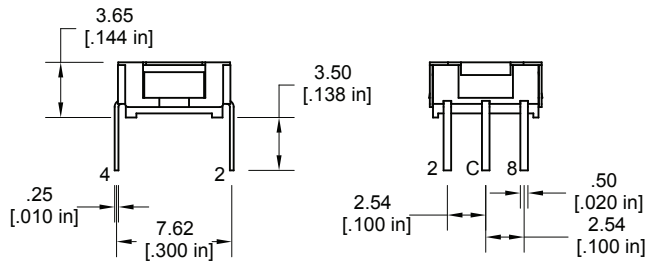
REAL CODE

	C	1	2	4	8
0	●				
1	●	●			
2	●		●		
3	●	●	●		
4	●			●	
5	●	●		●	
6	●		●	●	
7	●	●	●	●	
8	●				●
9	●	●			●

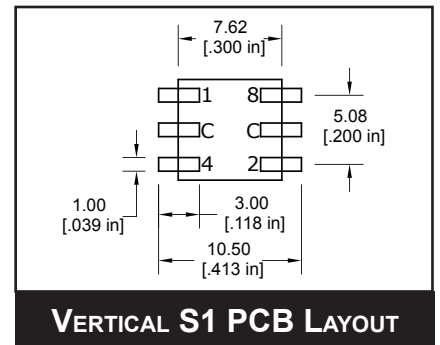
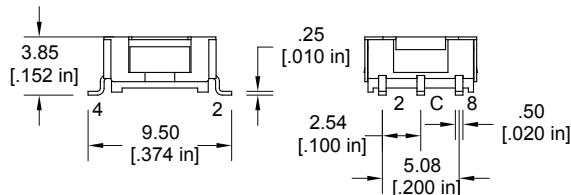
10 POSITION (ACTUATOR COLOR: RED)

TERMINATION OPTIONS

P1 - VERTICAL



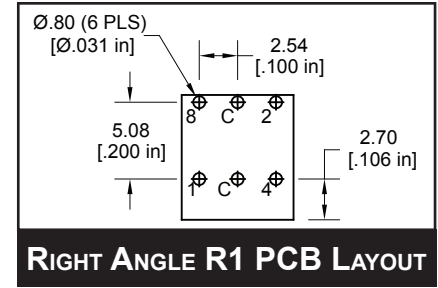
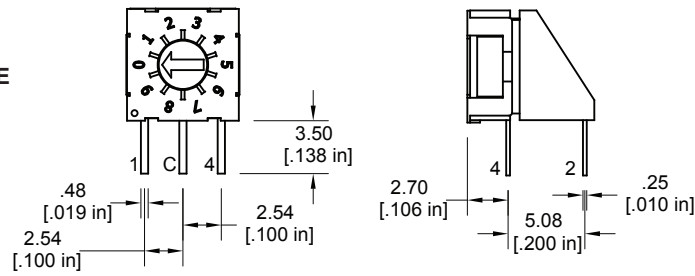
S1 - VERTICAL



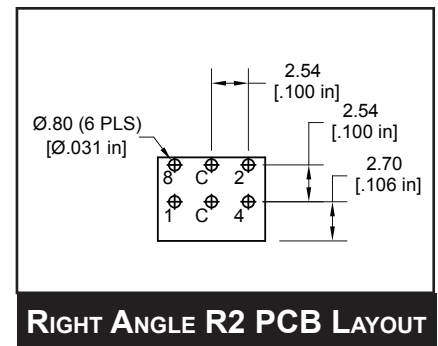
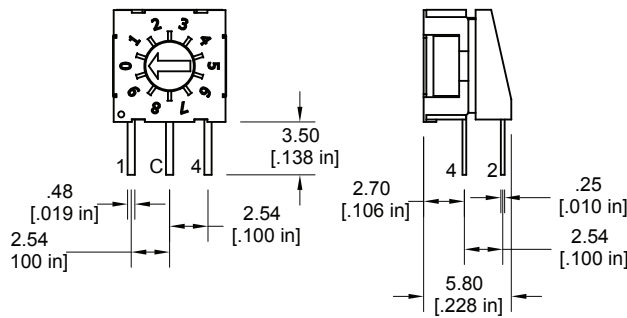
RDM SERIES ROTARY DIP SWITCH

TERMINATION OPTIONS (CONT.)

R1 - RIGHT ANGLE



R2 - RIGHT ANGLE



- ANTI-VANDAL SWITCHES
- DETECTOR SWITCHES
- DIP SWITCHES**
- KEYLOCK SWITCHES
- NAVIGATION SWITCHES
- PUSHBUTTON SWITCHES
- ROCKER SWITCHES
- ROTARY SWITCHES
- SLIDE SWITCHES
- SNAP ACTION SWITCHES
- TACTILE SWITCHES
- TOGGLE SWITCHES
- CAP OPTIONS