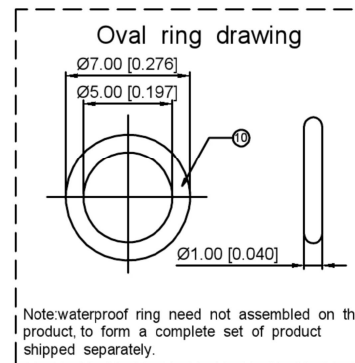
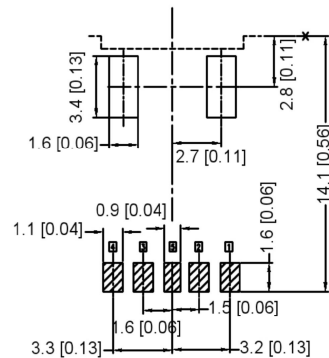
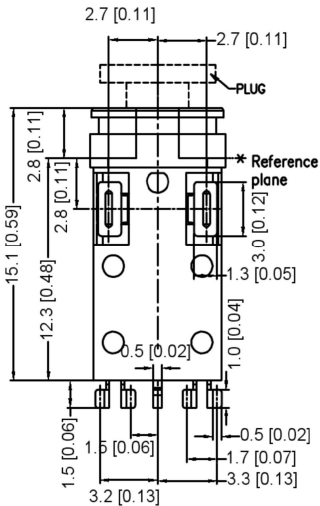


SPECIFICATIONS:

- INSULATION RESISTANCE: 1F 500V DC SHALL BE APPLIED TO THE TERMINALS. AFTER WHICH MEASUREMENT SHALL BE MADE. A CAUSE FOR THE MEASUREMENT SHALL BE USED THE INSULATED GALVANIC
- CONTACT RESISTANCE: 30mA OR LESS
- VOLTAGE: 11E500V AC FOR ONE MINUTE
- DURABILITY: 5,000 INSERTION/REMOVAL CYCLES (MINIMUM)
- INSERTION FORCE: 0.3KGF-3.0KGF
- WITHDRAWAL FORCE: 0.3KGF-3.0KGF
- WATER PROOFNESS: THIS PRODUCT IS CONFORM TO JIS STANDARD IPX7 BY WATERPROOF JACK
- USING PLUG: 43.5MM、4-POLE STEREO EARPHONE LCH/RCH/GND/MIC
- O-RING ASSEMBLY AREA TO MAINTAIN SMOOTH. SHALL HAVE NO BURRS



⑨	BOND	----	1	----
⑧	TERMINAL	----	1	Copper alloy t=0.2
⑦	TIP SPRING-2	5	1	Ti-Cu t=0.2
⑥	RING SPRING-2	4	1	Ti-Cu t=0.2
⑤	RING SPRING-1	3	1	Ti-Cu t=0.2
④	TIP SPRING-1	2	1	Ti-Cu t=0.2
③	EARTH SPRING	1	1	Ti-Cu t=0.2
②	COVER	----	1	PA9T(BLACK)
①	HOUSING	----	1	PA9T(BLACK)
ITEM	PART NAME	TERMINAL	QTY	MATERIAL

				ANGLAR	±5°	 SWITCH CONNECTOR	DSND		SCALE: N/A	MODEL TYPE: 3.5 PHONE JACK		
				L ≤ 4	±0.2		DWN		VIEW:	PART NO.: PJ-3255B		
				4 < L ≤ 16	±0.3		CHKD		UNIT: mm/in	DWG NO.:		
				16 < L ≤ 63	±0.4		APPD		SIZE: A4			
				L > 63	±0.5							
REVISIONS						UNSPECIFIED TOLERANCES	KE SI DA ELECTRONIC TECHNOLOGY CO., LTD			WEIGHT	SHEET	REVISION
WWW.BODONGKAIGUAN.NET						WWW.CKJACK.COM	WWW.KSDKG.COM				1/1	A0