



KSD

SWITCH CONNECTOR



SPECIFICATIONS

CONTACT RATING: 0.4 VA max. @ 20 V AC or DC max.

MECHANICAL LIFE: 40,000 make-and-break cycles.

CONTACT RESISTANCE: Below 100 mΩ typ. (initial value)
@ 2-4VDC, 100mA.

INSULATION RESISTANCE: 500 MΩ min./500VDC

DIELECTRIC STRENGTH: 500 Vrms min. @ sea level. (initial value)

OPERATING TEMPERATURE: -40°C to 85°C.

MATERIALS

HOUSING AND BASE: Glass filled nylon 6/6 or 4/6, flame retardant, heat stabilized (UL94V-0)

ACTUATOR: Glass filled nylon 6/6, flame retardant, heat stabilized (UL94V-0), internal o-ring sealed.

SWITCH SUPPORT: Steel, with Sn plate.

CONTACT: Phosphor bronze with gold plated over nickel plated.

TERMINALS: Brass with gold plated over nickel plated.

HOW TO ORDER

MODEL NO.	ACTUATOR	HOUSING	TERMINAL TYPE	TERMINAL PLATING	SEAL	RoHS SOLDERING
SP 8US8 ON-(ON) 8US9 OFF-(ON)		C2 1.60 high (std)		R Gold	E EPOXY (std)	S RoHS & Lead Free
DP 8UD8 ON-(ON) 8UD9 OFF-(ON)	W1 3.30 high (std) <u>Actuator with cap</u> WR1 3.80 high (White cap) WR2 3.80 high (Black cap std) WR3 3.80 high (Red cap)		M2 PC thru-hole M6 Right angle, PC thru-hole M7 Vertical right angle, PC thru-hole			

EXAMPLE: KSD-8US8W1C2M2RES



▼ SWITCH FUNCTION

NO. POLES	MODEL NO.	SWITCH FUNCTION		CONNECTED TERMINALS / SCHEMATIC	
		POS.1	POS.2	POS.1	POS.2
SP	8US8	ON	(ON)	5-6 NC 4 • 5 (COMM) 6 NO	5-4 NC 4 • 5 (COMM) 6 NO
	8US9*	OFF	(ON)	OPEN	4-6 4 6
DP	8UD8	ON	(ON)	2-3,5-6 NC 1 • 2 (COMM) 3 NO NC 4 • 5 (COMM) 6 NO	2-1,5-4 NC 1 • 2 (COMM) 3 NO NC 4 • 5 (COMM) 6 NO
	8UD9**	OFF	(ON)	OPEN	1-3,4-6 1 3 4 6

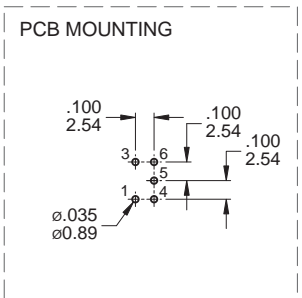
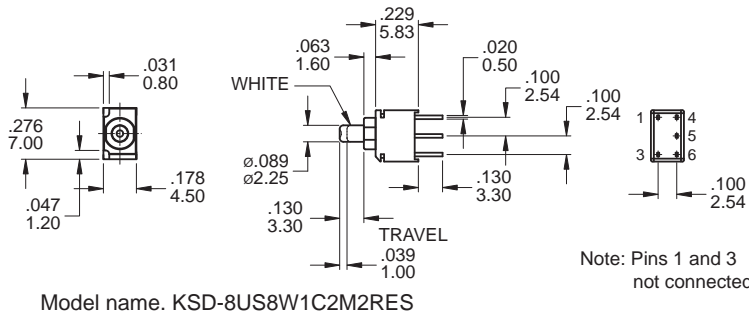
()=MOMENTARY

* Omit terminal 5
** Omit terminal 2 & 5

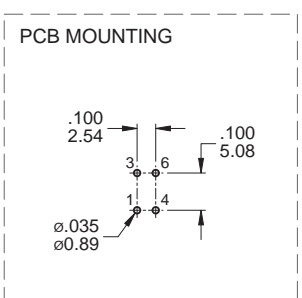
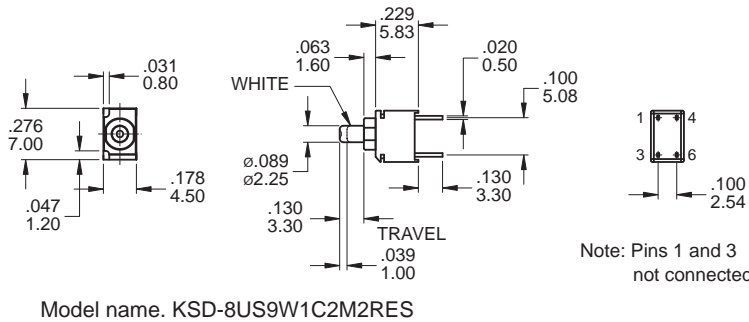
▼ POLE OPTIONS



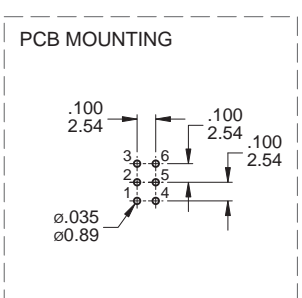
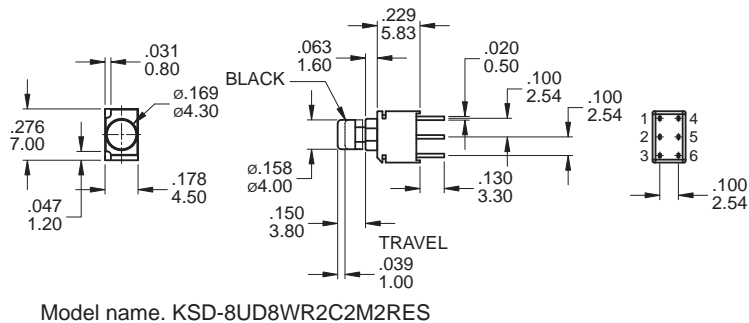
SPDT



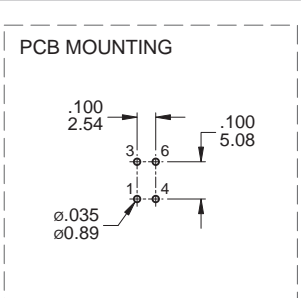
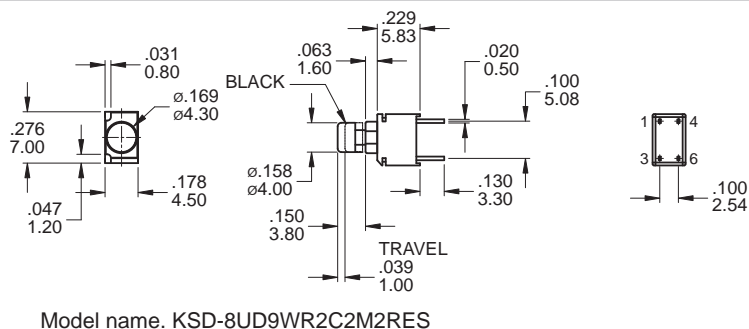
SPST



DPDT



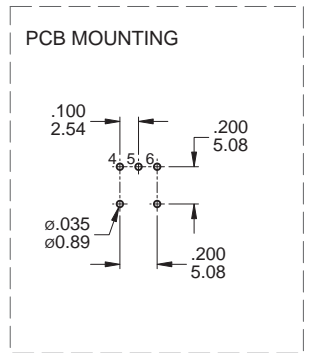
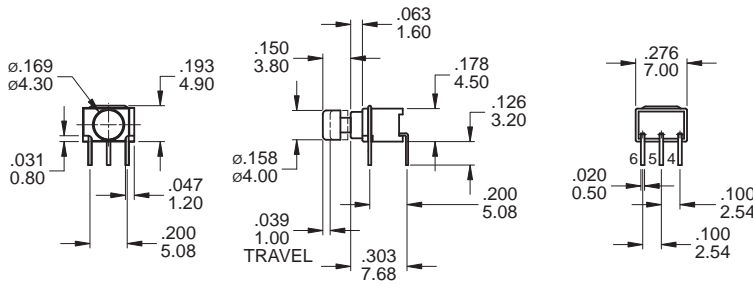
DPST





▼ TERMINAL OPTIONS

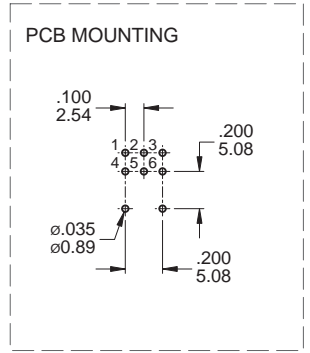
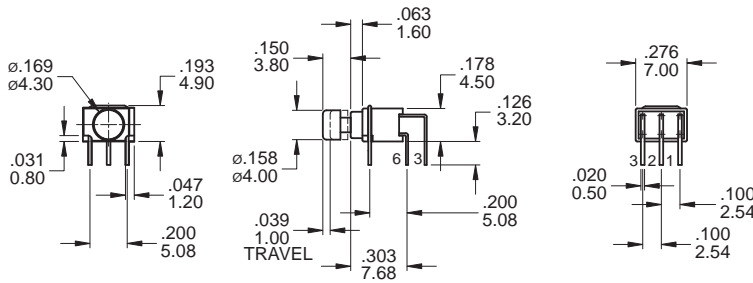
M6



SPDT

Model name. KSD-8US8WR2C2M6RES

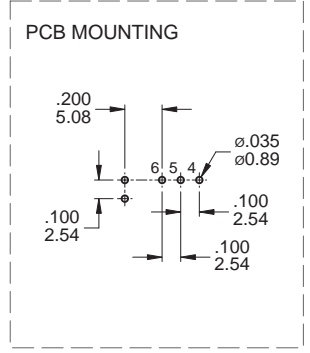
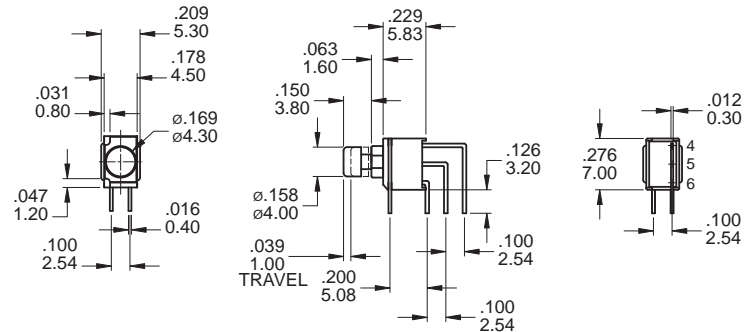
M6



DPDT

Model name. KSD-8UD8WR2C2M6RES

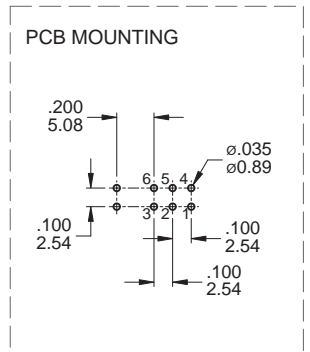
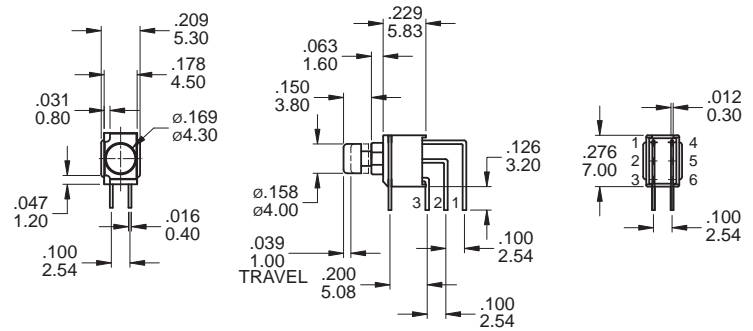
M7



SPDT

Model name. KSD-8US8WR2C2M7RES

M7



DPDT

Model name. KSD-8UD8WR2C2M7RES

▼ SOLDERING PROCESS

WAVE SOLDERING: Recommend soldering temperature: $260 \pm 5^\circ\text{C}$

Duration of Solder immersion: Max. 5 sec. (PCB thickness is 1.6mm)