




## Features/Benefits

- **Reliable contact design**
- **Available with pretravel and overtravel**
- **RoHS compliant**

## Typical Applications

- **Alarm systems**
- **Computers**
- **Detector switch application**



Models Available

## Specifications

**CONTACT RATING:** Q contact material (KM11, KM12 Models):  
0.25 AMPS @ 125 V AC or DC (UL). See following pages for additional ratings.

**ELECTRICAL LIFE:** 10,000 actuations min. at full load

**CONTACT RESISTANCE:** Below 30 mΩ typ. initial @ 2-4 V DC,  
100 mA, for both silver and gold plated contacts

**INSULATION RESISTANCE:** 10<sup>9</sup>Ω min.

**DIELECTRIC STRENGTH:** 1,000 Vrms min. @ sea level

**OPERATING TEMPERATURE:** -30°C to 85°C

**CAP INSTALLATION FORCE:** 10 lbs. max. permissible

**NOTE:** Any models supplied with Q or B contact material are RoHS compliant.

NOTE: Specifications and materials listed above are for switches with standard options. For information on specific and custom switches, consult Customer Service Center.

## Materials

**HOUSING & BUSHING:** 6/6 nylon (UL94V-2), black

**ACTUATOR:** 6/6 nylon (UL 94V-2), natural. Internal o-ring seal, available on KM11 models

**MOVABLE CONTACT:** B contact material: Bronze or copper, with gold plate over nickel plate. See following pages for additional contact materials.

**STATIONARY CONTACTS & TERMINALS:** B contact material: Copper, with gold plate over nickel plate. See following pages for additional contact materials.

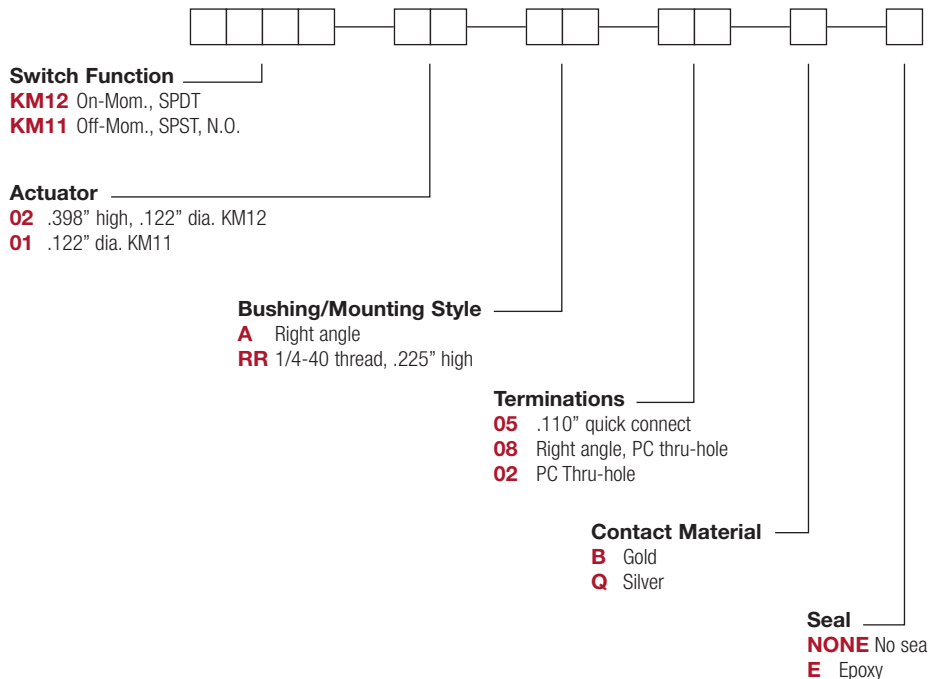
**RETURN SPRING:** Music wire, phosphor coated

**MOUNTING NUT:** Brass, nickel plated

**TERMINAL SEAL:** Epoxy

## Build-A-Switch

To order, simply select desired option from each category and place in the appropriate box. Available options are shown and described on following pages. For additional options not shown in catalog, consult Customer Service Center.





# KSD-KM Series Subminiature Pushbutton Switches



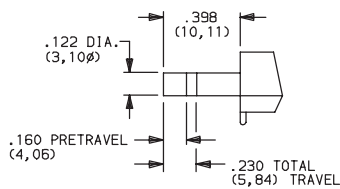
## SWITCH FUNCTION

Pushbutton  
A

NO. POLES	MODEL NO.	SWITCH FUNCTION		CONNECTED TERMINALS		SCHEMATIC
		POS. 1	POS. 2	POS. 1	POS. 2	
SP	<b>KM11</b>	OFF	MOM.	OPEN	2-1	SPST N.O.
<p><b>SPST</b></p>						
SP	<b>KM12</b>	ON	MOM.	2-1	4-3	SPDT
<p><b>SPDT</b></p>						

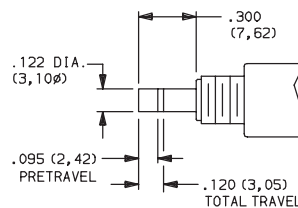
## ACTUATOR

**02** .398" HIGH, .122" DIA.



KM12 models only

**01** .122" DIA.



KM11 models only

**NOTE:** Caps available for plunger options

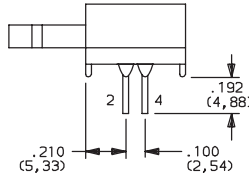


Dimensions are shown: Inches (mm)  
Specifications and dimensions subject to change



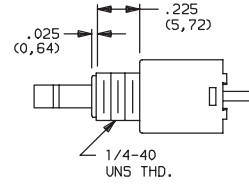
### BUSHING/ MOUNTING STYLE

**A** RIGHT ANGLE



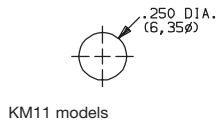
KM12 models only

**RR** 1/4-40 THREAD, .225" HIGH

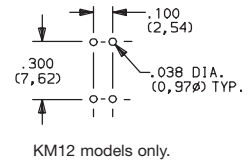
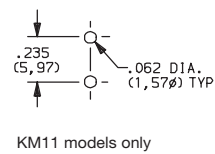


KM11 models only

#### PANEL MOUNTING

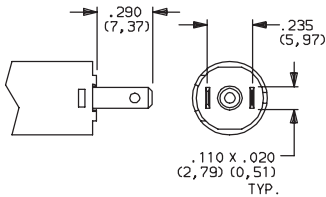


#### PC MOUNTING

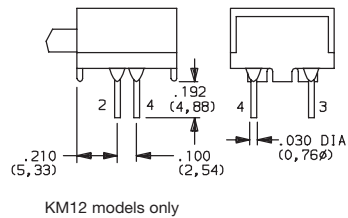


### TERMINATIONS

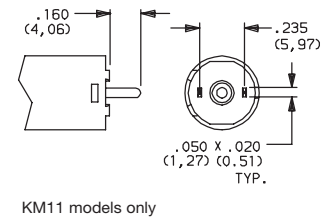
**05** .110" QUICK CONNECT



**08** RIGHT ANGLE, PC THRU-HOLE



**02** PC THRU-HOLE



### CONTACT MATERIAL

OPTION CODE	RoHS COMPLIANT *	RoHS COMPATIBLE *	CONTACT AND TERMINAL MATERIAL	RATINGS	
				LOW LEVEL/DRY CIRCUIT	POWER
<b>B</b>	YES	YES	GOLD <sup>1</sup>	0.4 VA MAX. @ 20 V AC OR DC MAX.	
<b>Q</b>	YES	YES	SILVER <sup>2</sup>	0.25 AMPS @ 125 V AC OR DC (KM11, KM12) (UL)	

\* Note: See Technical Data section of this catalog for RoHS compliant and compatible definitions and specifications.

<sup>1</sup> STATIONARY CONTACTS & TERMINALS: Copper, with gold plate over nickel plate. MOVABLE CONTACT: Phosphor bronze or beryllium copper, with gold plate over nickel plate.

<sup>2</sup> STATIONARY CONTACTS & TERMINALS: Copper, silver plated (standard with all termination options). MOVABLE CONTACT: Phosphor bronze or beryllium copper, silver plated.

<sup>3</sup> STATIONARY CONTACTS & TERMINALS: Copper, with gold plate over nickel plate over silver plate. MOVABLE CONTACT: Phosphor bronze or beryllium copper, with gold plate over nickel plate over silver plate.

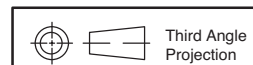
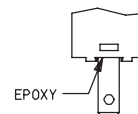
**NOTE:** Any models supplied with Q or B contact material are RoHS compliant.

KM11, KM12 models when ordered with 'Q' contact material.

### SEAL

**NONE** NO SEAL

**E** EPOXY SEAL



Dimensions are shown: Inches (mm)  
Specifications and dimensions subject to change

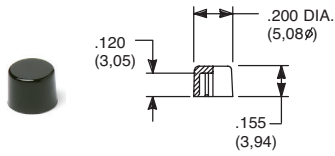


# KSD-KM Series Subminiature Pushbutton Switches

A  
Pushbutton

## AVAILABLE HARDWARE

Cap, KM11 and KM12 models

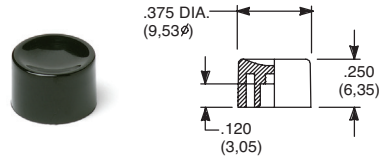


**PART NO.**

- 708901000** WHITE
- 708902000** BLACK
- 708903000** RED

Material: Nylon  
Finish: Gloss

Cap, KM11 and KM12 models

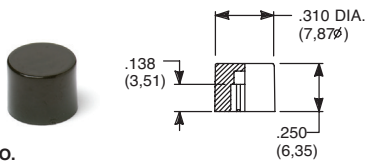


**PART NO.**

- 752701000** WHITE
- 752702000** BLACK
- 752703000** RED

Material: Nylon  
Finish: Gloss

Cap, KM11 and KM12 models

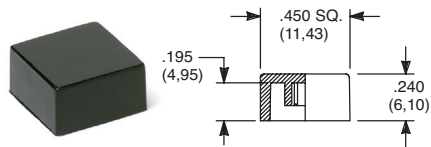


**PART NO.**

- 801801000** WHITE
- 801802000** BLACK
- 801803000** RED

Material: Nylon  
Finish: Gloss

Cap, KM11 models



**PART NO.**

- 484601000** WHITE
- 484602000** BLACK
- 484603000** RED

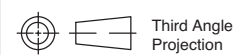
Material: Nylon  
Finish: Gloss

**PART NO.**

- 798201000** WHITE
- 798202263** BLACK
- 798203000** RED

Material: Nylon  
Finish: Matte

**NOTE:** Other cap colors available, consult Customer Service Center.



Third Angle  
Projection

Dimensions are shown: Inches (mm)  
Specifications and dimensions subject to change