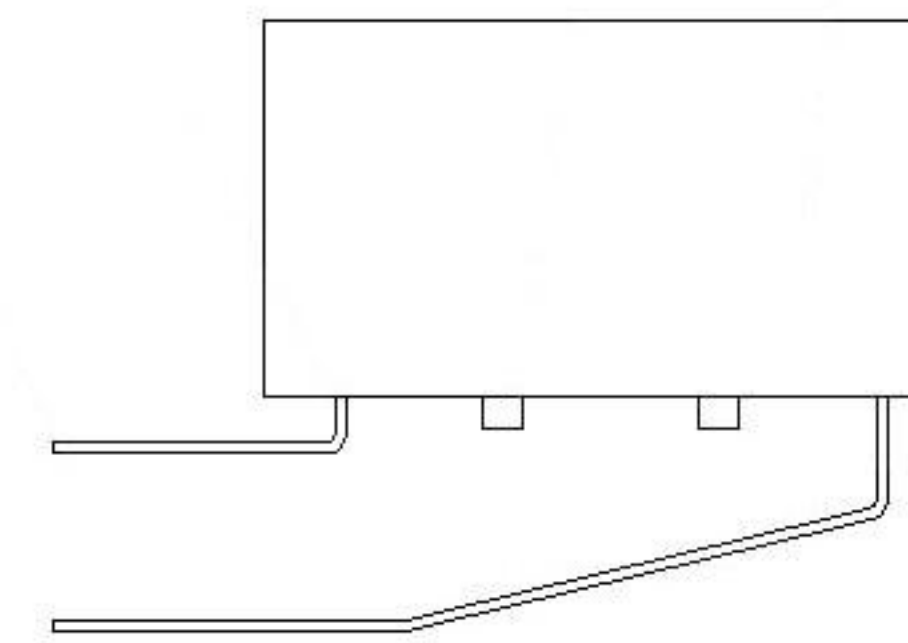
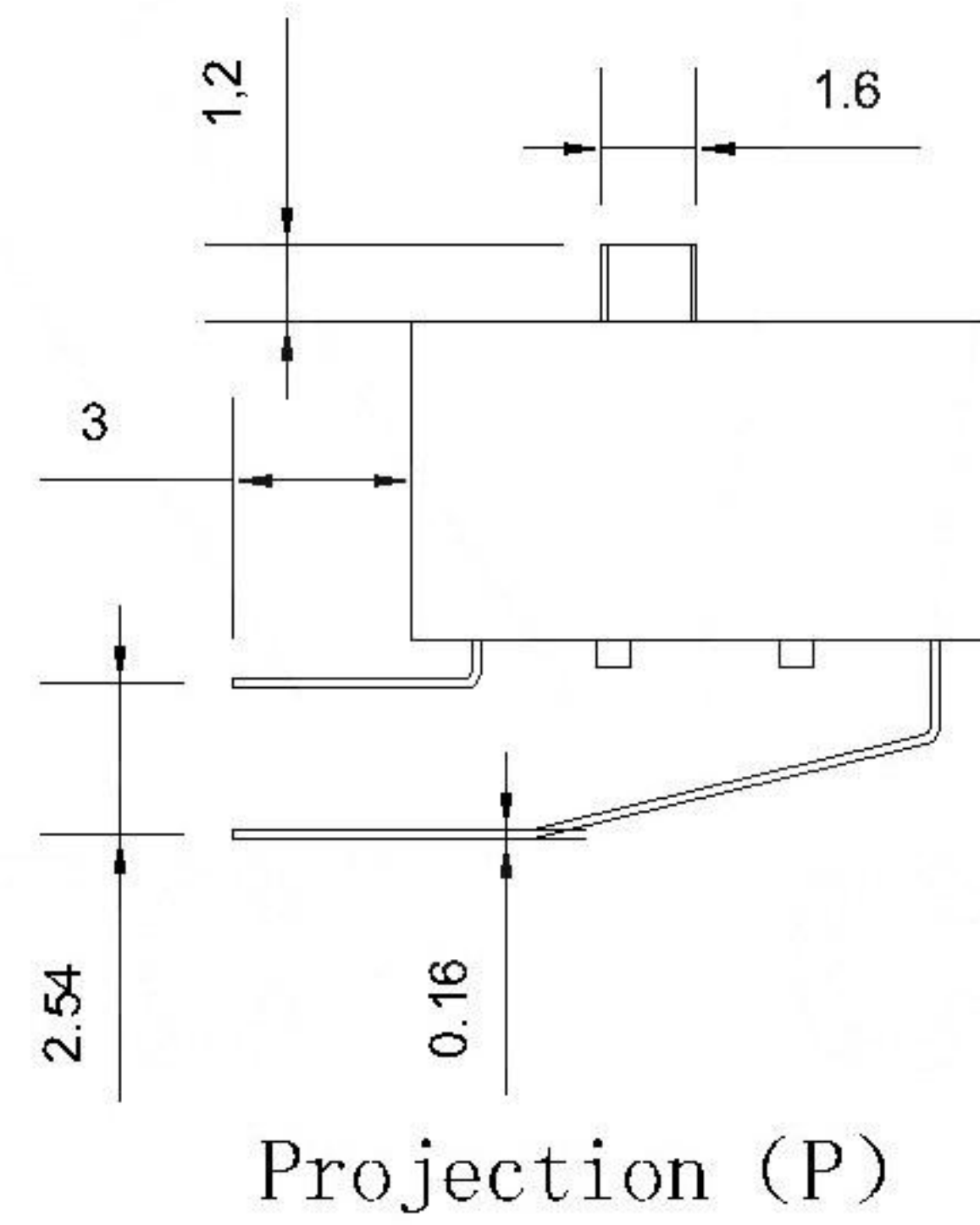
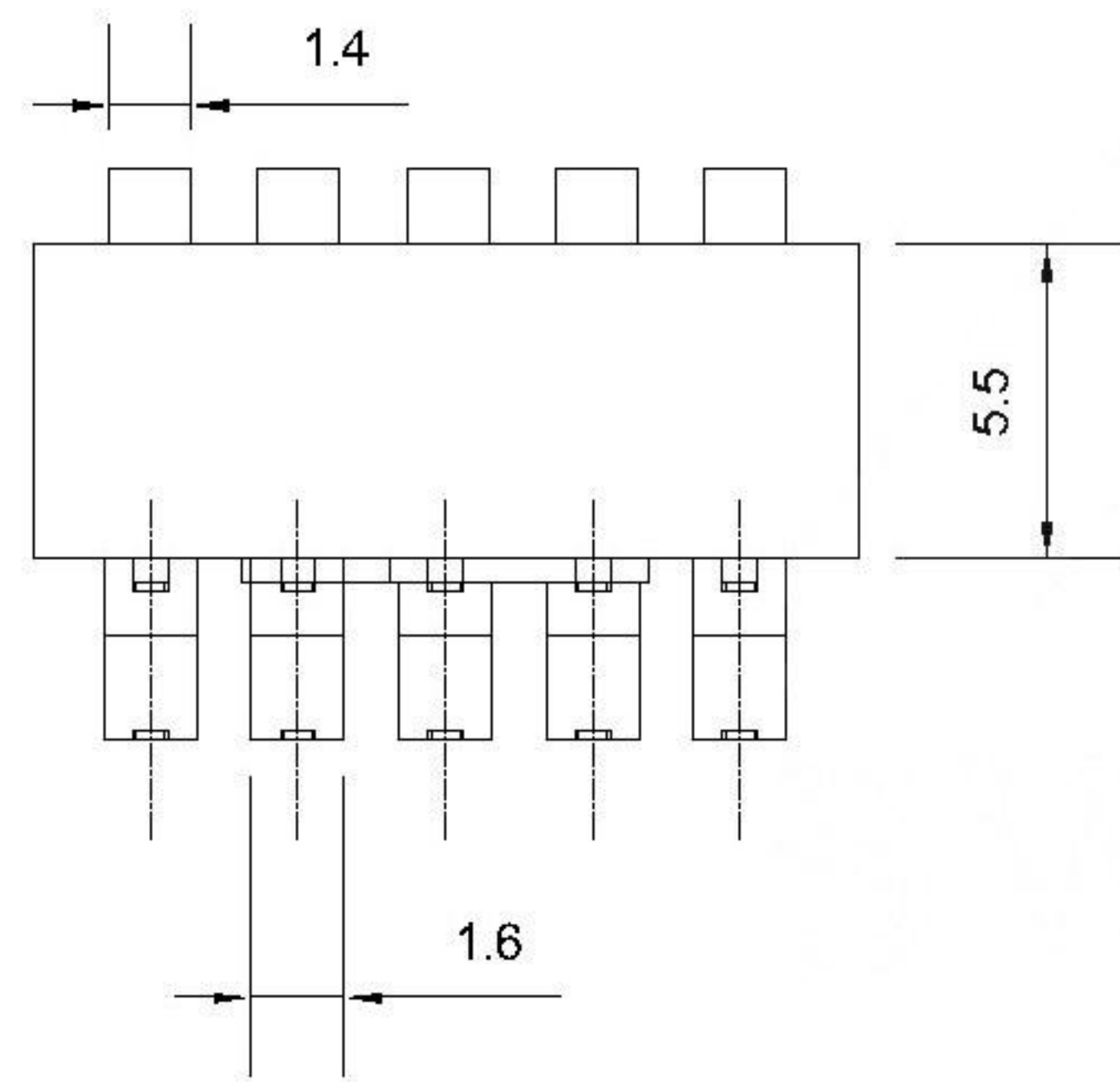
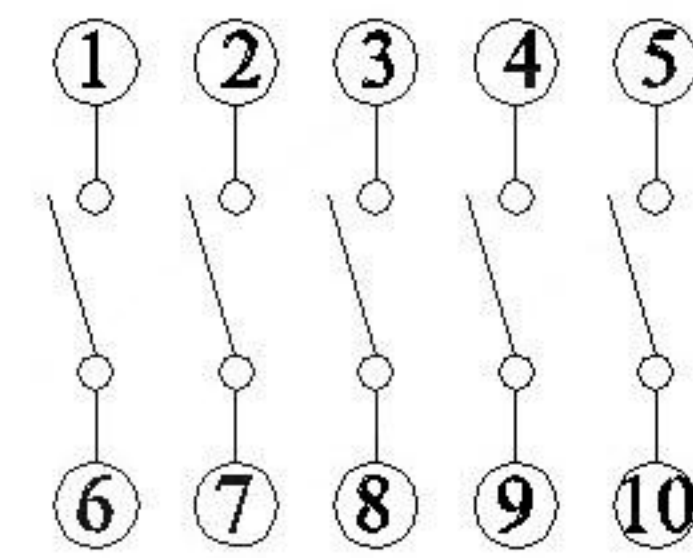
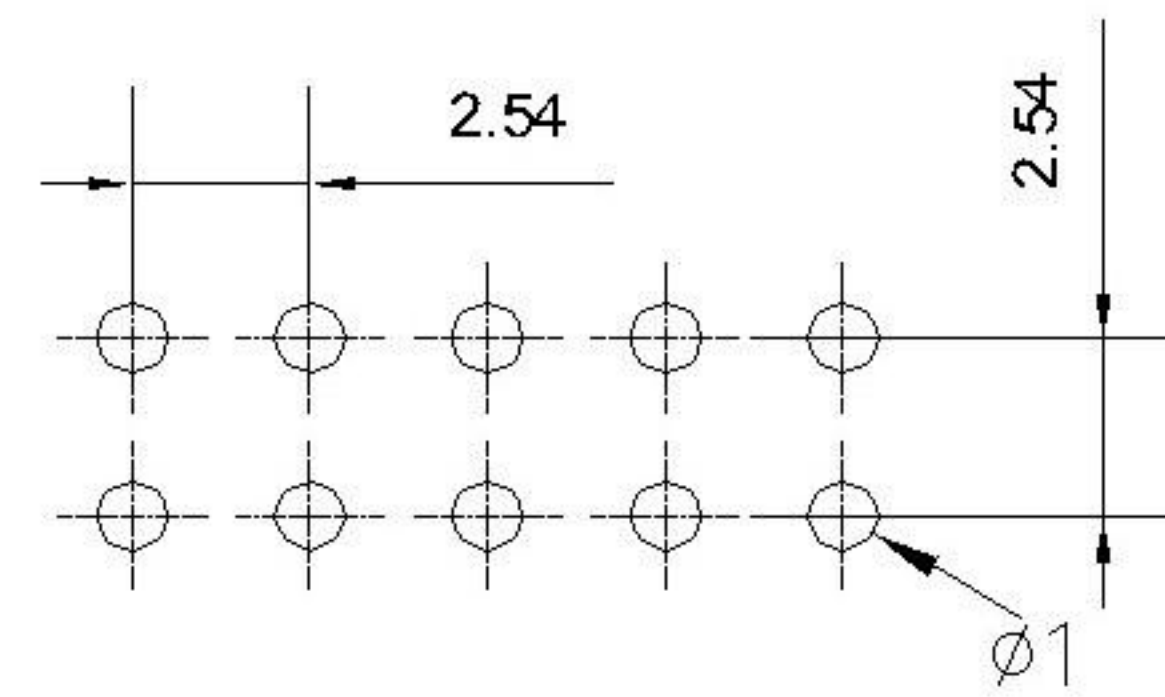


SECTION A-A



Short (S)

PART NO.	NO.OF POS.	DIM.A	DIM.B	Cover/Red (R)		Cover/Blue (BL)	
				Projection (P)	Short (S)	Projection (P)	Short (S)
DA-01	1	4.06		DA-01RP	DA-01RS	DA-01BLP	DA-01BLS
DA-02	2	6.6	2.54	DA-02RP	DA-02RS	DA-02BLP	DA-02BLS
DA-03	3	9.14	5.08	DA-03RP	DA-03RS	DA-03BLP	DA-03BLS
DA-04	4	11.68	7.62	DA-04RP	DA-04RS	DA-04BLP	DA-04BLS
DA-05	5	14.22	10.16	DA-05RP	DA-05RS	DA-05BLP	DA-05BLS
DA-06	6	16.76	12.70	DA-06RP	DA-06RS	DA-06BLP	DA-06BLS
DA-07	7	19.3	15.24	DA-07RP	DA-07RS	DA-07BLP	DA-07BLS
DA-08	8	21.84	17.78	DA-08RP	DA-08RS	DA-08BLP	DA-08BLS
DA-09	9	24.38	20.32	DA-09RP	DA-09RS	DA-09BLP	DA-09BLS
DA-10	10	26.92	22.86	DA-10RP	DA-10RS	DA-10BLP	DA-10BLS
DA-12	12	32	27.94	DA-12RP	DA-12RS	DA-12BLP	DA-12BLS

SPECIFICATION

Contact Rating : 25mA,24V DC
 Contact Resistance : 50mΩ max
 Insulation Resistance : 100mΩ min.500V DC
 Dielectric Strength : 500V AC/1minute
 Operating Force : 1,000gf max
 Travel : 2mm
 Operating Life : 3000cycles
 Operating Temp : -20°C~+70°C
 Storage Temp : -30°C~+80°C

④	Terminal		Copper Alloy	T: Tin plated G:Plating Gold ≥15MU
③	Base	1	Pa66	Black
②	Keystake	1	Pa66	White
①	Cover	1	Pa66	Black Blue Red
ITEM	PAPT NAMF	QTY	MATERIAL	FINISHING

MARK	DESCRIPTION	DATE	REVISED	APPROVED	ANGLAR	±5°	DSND	DATE	SCALE: N/A	MODEL TYPE:		
ΔX					X.X	±0.2mm	DWN	DATE	VIEW:	DIP SWITCH		
ΔX					X.XX	±0.1mm	CHKD	DATE	UNIT: mm	PART NO.:		
ΔX					X.XXX	±0.05mm	APPD	DATE	SIZE: A4	DWG NO.:		
REVISIONS							UNSPECIFIED TOLERANCES			DA-XX-X-X		
www.bodongkaiguan.net www.ksdkg.com							KOSOD TECHNOLOGY CO., LTD			WEIGHT	SHEET	REVISION
										1.0g	1/1	A0