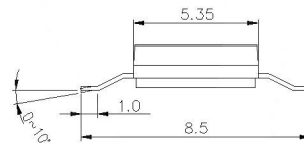
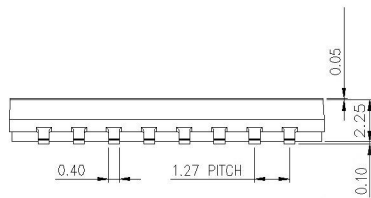
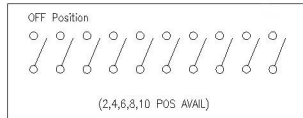


P.C.B. LAYOUT



Short (S)

**CIRCUIT**



④	Terminal		Copper Alloy	T: Tin plated G:Plating Gold
③	Base	1	Pa9t	White
②	Keystake	1	Pa66	White
①	Cover	1	Pa66	Black
ITEM	PAPT NAMF	QTY	MATERIAL	FINISHING

PART NO.	NO.OF POS	DIM A	Short (S)
DSHP01TS	1	2.87	DSHP01TS-S
DSHP02TS	2	4.14	DSHP02TS-S
DSHP03TS	3	5.41	DSHP03TS-S
DSHP04TS	4	6.68	DSHP04TS-S
DSHP05TS	5	7.95	DSHP05TS-S
DSHP06TS	6	9.22	DSHP06TS-S
DSHP07TS	7	10.49	DSHP07TS-S
DSHP08TS	8	11.76	DSHP08TS-S
DSHP09TS	9	13.03	DSHP09TS-S
DSHP10TS	10	14.3	DSHP10TS-S
DSHP12TS	12	16.84	DSHP11TS-S

**SPECIFICATION**

Contact Rating :	25mA,24V DC
Contact Resistance :	50mΩ max
Insulation Resistance :	100mΩ min.500V DC
Dielectric Strength :	500V AC/1minute
Operating Force :	1,000gf max
Travel :	0.6mm
Operating Life :	3000cycles
Operating Temp :	-20 °C ~ +70 °C
Storage Temp :	-30 °C ~ +80 °C

REVISIONS					UNSPECIFIED TOLERANCES	DSND	DATE	SCALE: N/A	MODEL TYPE:	
ΔX					ANGULAR				DIP SWITCH	
ΔX					X.X			VIEW:	PART NO.:	
ΔX					X.XX			UNIT: mm	DWG NO.:	
MARK	DESCRIPTION	DATE	REVISED	APPROVED	X.XXX			SIZE: A4	DSHPXXTS-S	
www.bodongkaiguan.net www.ksdkg.com					KOSOD TECHNOLOGY CO., LTD			WEIGHT	SHEET	REVISION
								1.0g	1/1	A0