

# KSD

SWITCH CONNECTOR



## SPECIFICATIONS

**CIRCUIT:** SPST

**FUNCTION:** MOMENTARY

**CONTACT RATING:** 1~50mA @ 5V~24VDC (resistive load)

**OPERATING FORCE:** 170 ± 40gf (Standard force)  
260 ± 50gf (High force)

**TOTAL TRAVEL:** 0.25 +0.2/-0.1mm

**ELECTRICAL LIFE:** 500,000 operations min.(Standard force)  
300,000 operations min. (High force)

**CONTACT RESISTANCE:** 100 mΩ max. (initial value)

**INSULATION RESISTANCE:** 100 MΩ min./250VDC

**DIELECTRIC STRENGTH:** 500V RMS @ sea level. (initial value)

**OPERATING TEMPERATURE:** -25°C to 70°C.

## MATERIALS

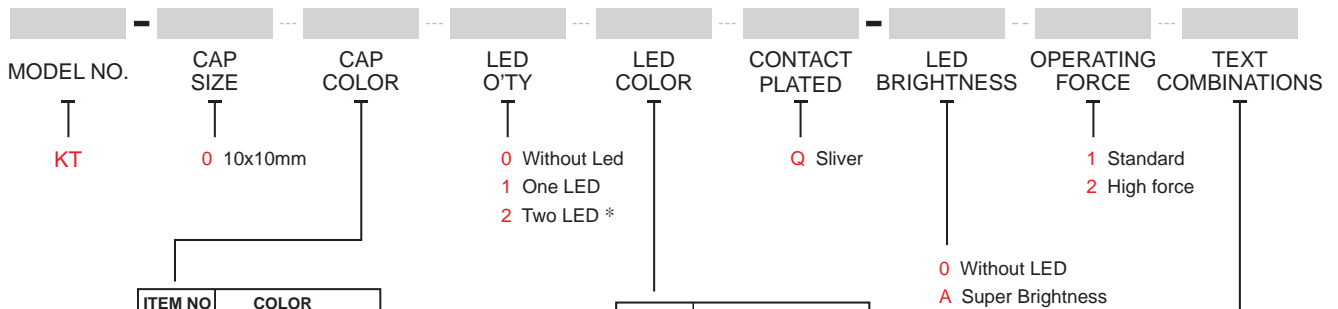
**CASE:** PBT(UL94V-0).

**HOUSING:** PBT(UL94V-0).

**ACTUATOR:** PC

**TERMINAL/CONTACT:** Brass, silver plated.

## HOW TO ORDER



ITEM NO	COLOR
0	Transparent (Std)
1	Milky white (Std)
3	Red
4	Orange
6	Green
7	Blue

\*\*  
Note: 0 and 1 is the standard options for dual LED.

ITEM NO	COLOR
Single Color LED	
0	Without LED
1	White
3	Red
5	Yellow
6	Green
7	Blue
Dual Color LED	
B	Red+Blue
G	Red+Green
Without Text Combinations	
C	Yellow+Green
D	Yellow+Red
F	Blue+Green

\*\*

Text combinations	LED color
Single Color LED	
0	Without text combinations
Dual Color LED	
0	Without text combinations
1	"OFF" and "ON"
2	"切" and "入" (close) (open)
3	"X" and "O"

Dual Color LED has only "B" and "G" options

\* Available with Dual LEDs only.

\*\* Except standard color, for other colors information please consult sales representativity.

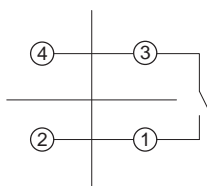
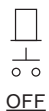
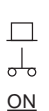
EXAMPLE:

KSD-KT-0 1 Q-A10  
 1 CAP color  
 Q Single LED color

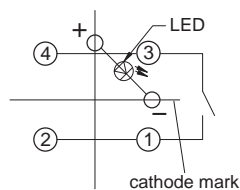
KSD-KT-002 -A1  
 -A Text combinations  
 1 Dual LEDs color



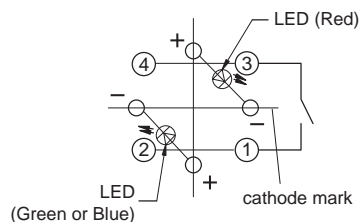
### ▼ CIRCUIT



Without LED

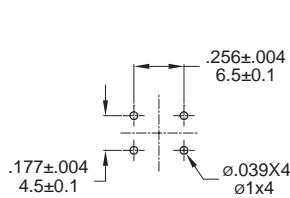


Single color LED

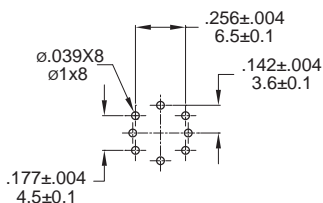


Dual color LED

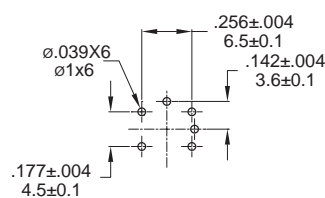
### ▼ PCB MOUNTING



Without LED

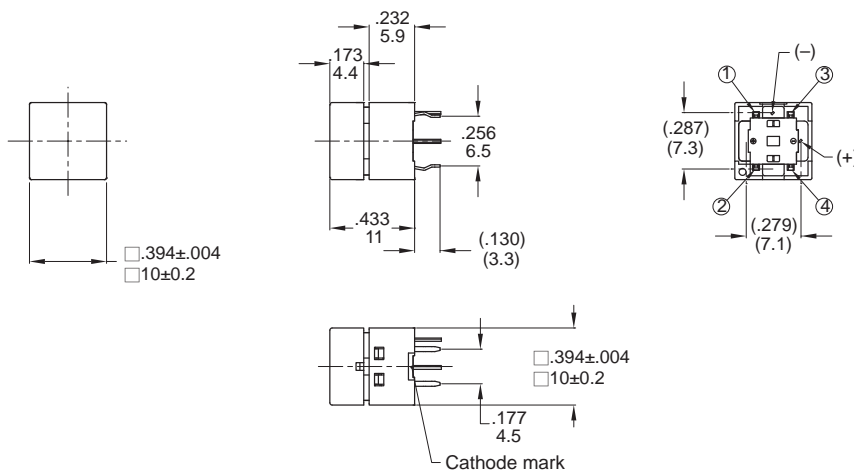


Single color LED

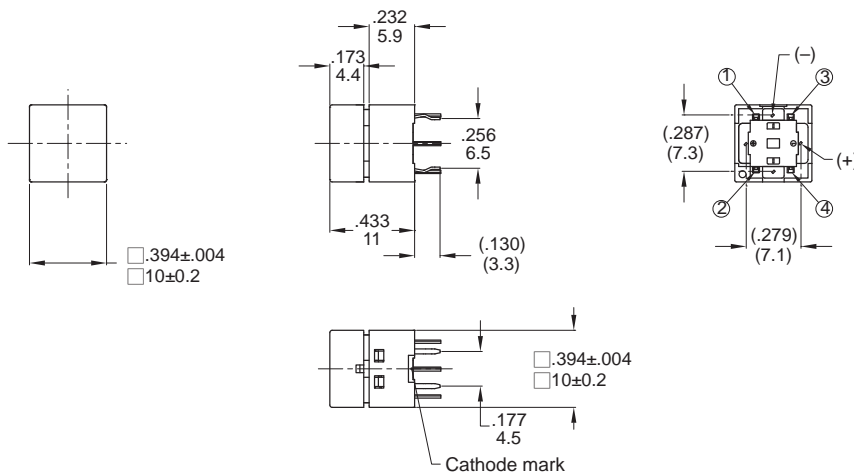


Dual color LED

### ▼ DIMENSION



Model name. KSD-KT-0313Q-A10



Model name. KSD-KT-002GQ-A13