


KSD-5F Series

Sub-Miniature Slide Switches



SPECIFICATIONS

CONTACT RATING: Dependent upon contact material

MECHANICAL LIFE: 30,000 make-and-break cycles.

CONTACT RESISTANCE: 20 mΩ max. initial @ 2-4VDC

100mA for both silver and gold plated contacts.

INSULATION RESISTANCE: 1,000 MΩ min.

DIELECTRIC STRENGTH: 1,000 Vrms min. @sea level.

OPERATING TEMPERATURE: -40°C to 85°C.(std)

-30°C to 85°C.(SMT)

MATERIALS

CASE: Diallyl phthalate (DAP) (UL94v-0).

HOUSING: Stainless steel or phosphor bronze,tin plated.

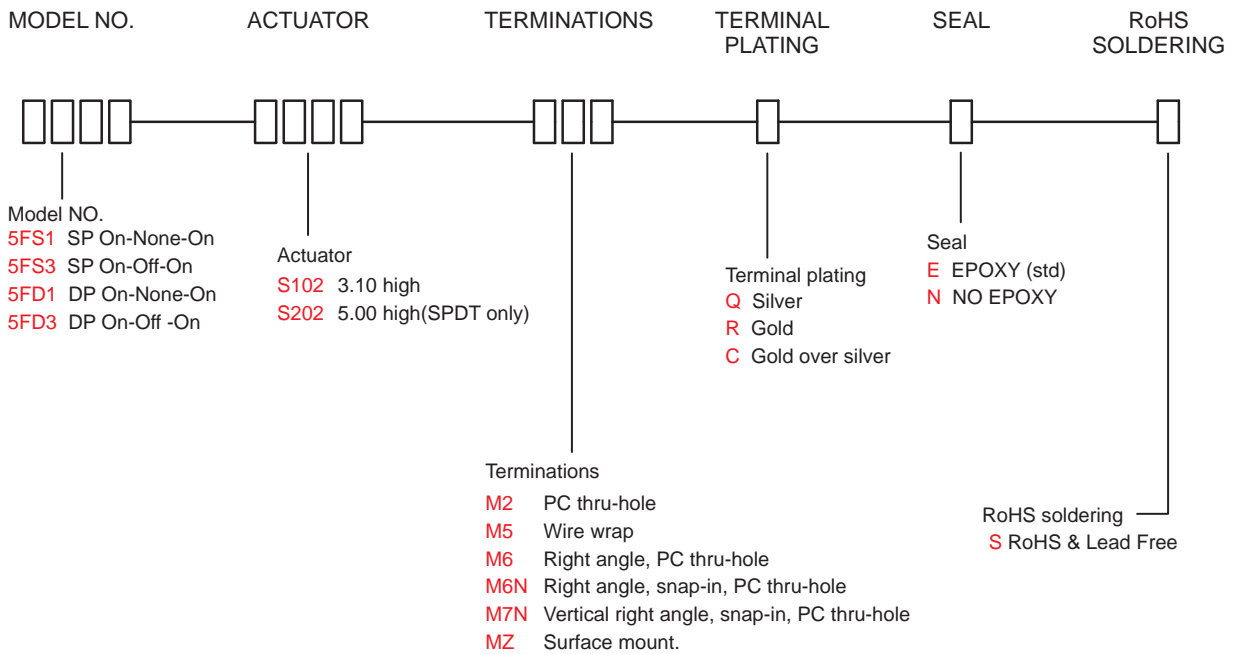
ACTUATOR: Nylon,black std.

CONTACT: Brass or copper alloy,with silver or gold plated.

TERMINALS: Copper alloy,with silver and gold plated.



HOW TO ORDER

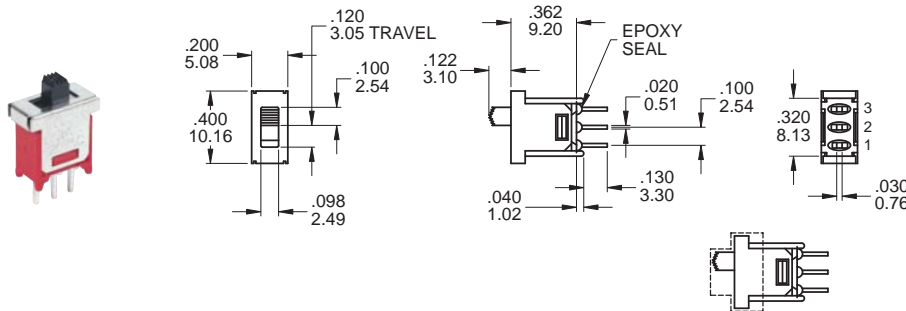


SWITCH FUNCTION

NO. POLES	UL/CSA MODEL NO.	MODEL NO.	SWITCH FUNCTION			CONNECTED TERMINALS / SCHEMATIC		
			POS.1	POS.2	POS.3	POS.1	POS.2	POS.3
SP	Q2511	5FS1	ON	NONE	ON	2-1	N/A	2-3
	Q2513	5FS3	ON	OFF	ON	1-2 (COMM) 1-3	OPEN	1-2 (COMM) 1-3
DP	Q2521	5FD1	ON	NONE	ON	2-1,5-4	N/A	2-3,5-6
	Q2523	5FD3	ON	OFF	ON	1-2 (COMM) 3 4-5 6	OPEN	1-2 (COMM) 3 4-5 6

MOM=MOMENTARY

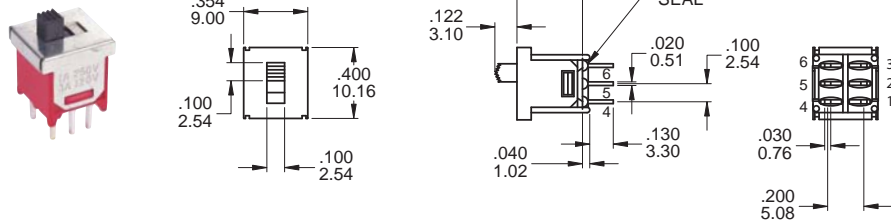
POLE OPTIONS



SPDT

Part No. Shown : KSD-5FS1S102M2QES

Waterproof transparent cover

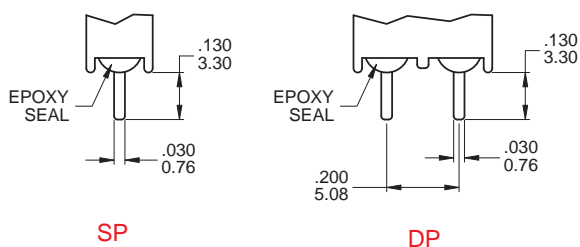


DPDT

Part No. Shown : KSD-5FD1S102M2QES

TERMINATION OPTIONS

M2 PC Thru-hole



SP

DP

OTHER TERMINATION OPTIONS

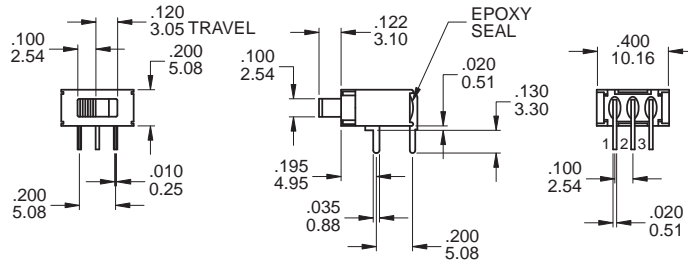

M6 Right angle P.C. Mount

M6N Snap-in, Right angle P.C. Mount

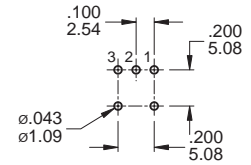
KSD-5F Series

Sub-Miniature Slide Switches

M6



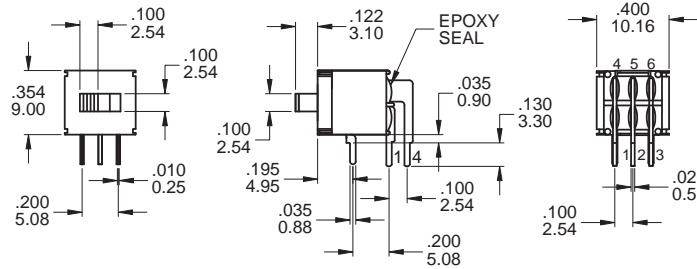
P.C. MOUNTING



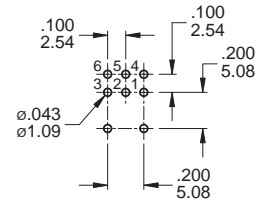
SPDT

Part No. Shown : KSD-5FS1S102M6QES

M6



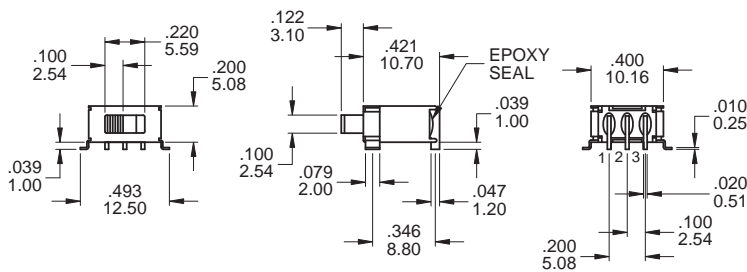
P.C. MOUNTING



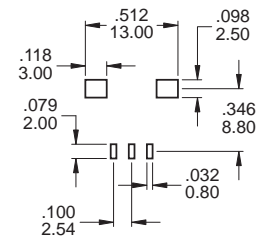
DPDT

Part No. Shown : KSD-5FD1S102M6RES

MZ



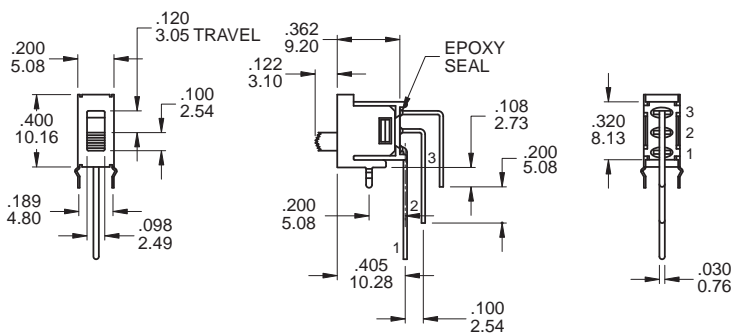
P.C. MOUNTING



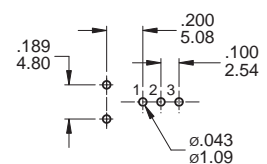
SPDT

Part No. Shown : KSD-5FS1S102MZRES

M7N



P.C. MOUNTING

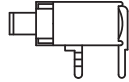


SPDT Only

Part No. Shown : KSD-5FS1S102M7NRES

SNAP-IN TERMINATION OPTIONS

M6N



CONTACT MATERIAL OPTIONS

	CONTACT PLATING	TERMINAL PLATING	RATINGS
Q	Silver	Q = Silver	3 Amps with resistant load @ 120VAC or 28VDC 1 Amps with resistant load @ 250VAC
C	Gold over Silver	C = Gold over silver	
R	Gold	R = Gold	0.4 Volt - Amps (VA) max. @ 20V max. (AC or DC)

SOLDERING PROCESSES

MANUAL SOLDERING: Use soldering iron of 30 watts, controlled at 350°C approximately 5 seconds while applying solder.

WAVE SOLDERING: Recommended Soldering Temperature: 270 ± 5°C
Duration of Solder Immersion: Max 5 sec. (PCB is 1.6mm in thickness)



KSD-5F
Slide Switches