



SPECIFICATIONS

CONTACT RESISTANCE: 50mΩmax. initial .

MECHANICAL LIFE: 20,000 cycles.

INSULATION RESISTANCE: 1,000 MΩ min.

DIELECTRIC STRENGTH: 1,000 Vrms min. @sea level.

OPERATING TEMPERATURE: -40°C to 80°C.

MATERIALS

CASE: PBT,white.

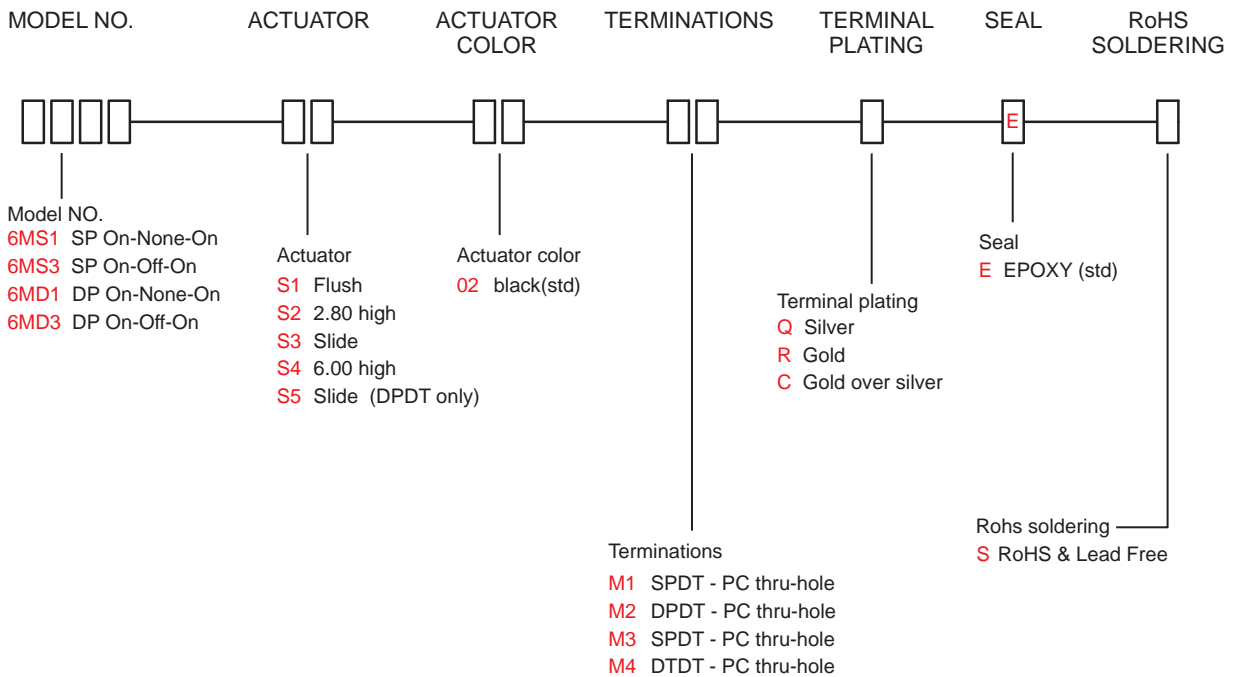
ACTUATOR: PBT,black .

HOUSING: POM,black .

CONTACT/TERMINALS: Copper alloy,with silver or gold plated .



HOW TO ORDER



KSD-6M Series

Miniature Slide Switches for P.C. Board

SWITCH FUNCTION

NO. POLES	MODEL NO.	SWITCH FUNCTION			CONNECTED TERMINALS / SCHEMATIC		
		POS.1	POS.2	POS.3	POS.1	POS.2	POS.3
SP	6MS1	ON	NONE	ON	2-1 	OPEN	2-3
	6MS3	ON	OFF	ON	2 (COMM) 		2 (COMM)
DP	6MD1	ON	NONE	ON	2-1,5-4 	OPEN	2-3,5-6
	6MD3	ON	OFF	ON	2 (COMM) 		2 (COMM)

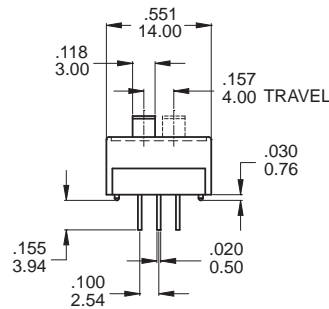
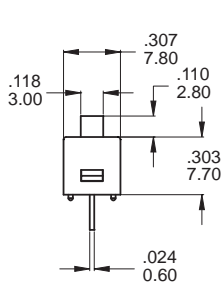
POLE OPTIONS

KSD-6M
Slide Switches

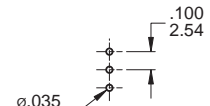


SPDT

Part No. Shown : 6MS1S202M1QES

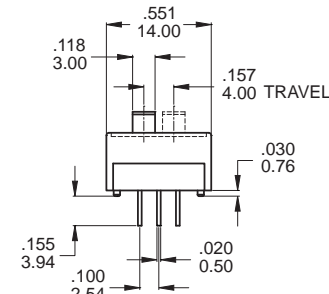
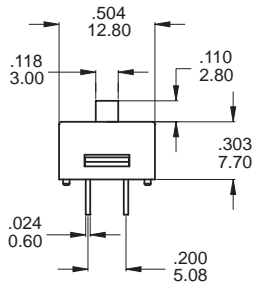


P.C. MOUNTING

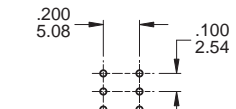


DPDT

Part No. Shown : 6MD1S202M2QES

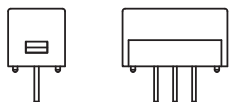


P.C. MOUNTING

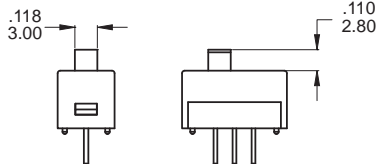


ACTUATOR OPTIONS

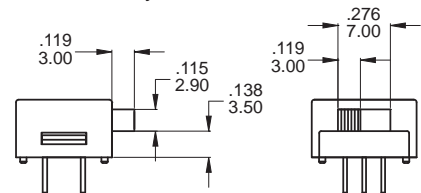
S1



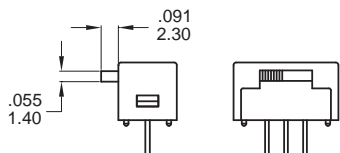
S2



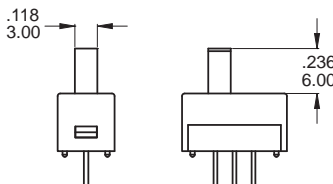
S5 DPDT only



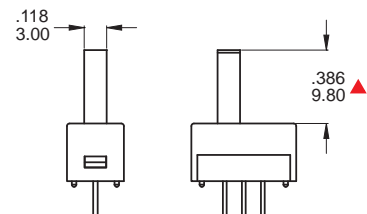
S3



S4

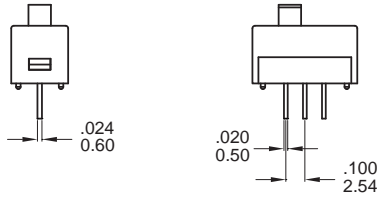


S6



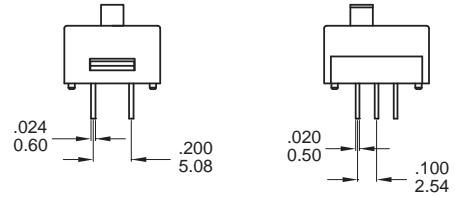
TERMINAL OPTIONS

M1



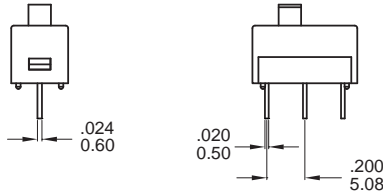
SPDT

M2



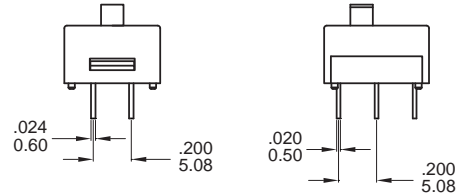
DPDT

M3



SPDT

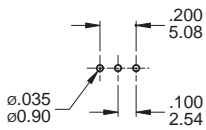
M4



DPDT

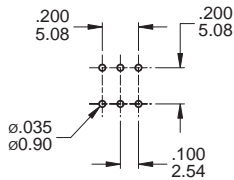
P.C.B MOUNTING

M1



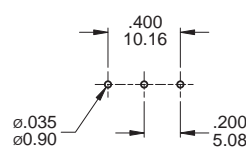
SPDT

M2



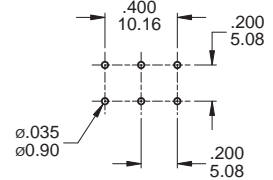
DPDT

M3



SPDT

M4



DPDT

CONTACT MATERIAL OPTIONS

	CONTACT PLATING	TERMINAL PLATING	RATINGS
Q	Silver	Q = Silver	3 Amps with resistant load @ 120VAC or 28VDC 1 Amps with resistant load @ 250VAC
C	Gold over Silver	C = Gold over silver	
R	Gold	R = Gold	0.4 Volt - Amps (VA) max. @ 20V max. (AC or DC)

SOLDERING PROCESSES

WAVE SOLDERING: Recommended Soldering Temperature: $260 \pm 5^{\circ}\text{C}$

Duration of Solder Immersion: Max 5 sec. (PCB is 1.6mm in thickness)

