

KSD

SWITCH CONNECTOR

KSD-RT Series

Rotary Switches

SPECIFICATION

POLE-POSITION : 1 pole, 2 position ~ 8 position
(STOP LESS) are available

ELECTRICAL RATING : 0.5A 24V DC ; 0.2A 48V DC

CONTACT RESISTANCE : 100mΩ Max.

INSULATION RESISTANCE : 100MΩ min. 500V DC

DIELECTRIC STRENGTH : Breakdown is not allowable ;
500V AC for 1 minute

OPERATING FORCE : 350 ± 150 g

OPERATING LIFE : 2,000 cycles

OPERATING TEMPERATURE RANGE : - 20°C ~ 70°C



MATERIAL

HOUSING : NYLON 6/6

BASE : LCP

ACTUATOR : NYLON 6/6

TERMINAL : Brass gold plating



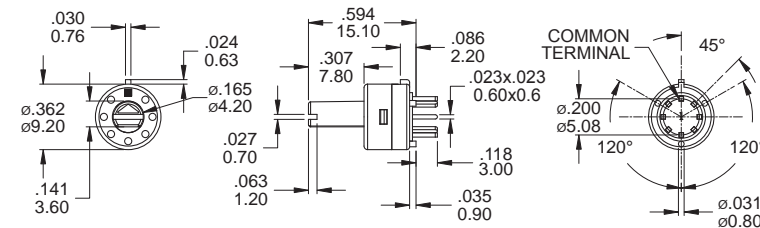
HOW TO ORDER

Rotation	Number of Positions	Travel	Part Number
No Stop Continuous Rotation	OFF, 1,2,3,4,5,6,7	360°	KSD-RT-0C8
" OFF " In Extreme Anti-Clockwise Position (Position 1)	OFF, 1,2,3,4,5,6,7	315°	KSD-RT-0C7
	OFF, 1,2,3,4,5,6	270°	KSD-RT-0C6
	OFF, 1,2,3,4,5	225°	KSD-RT-0C5
	OFF, 1,2,3,4	180°	KSD-RT-0C4
	OFF, 1,2,3	135°	KSD-RT-0C3
	OFF, 1,2	90°	KSD-RT-0C2
	OFF, 1	45°	KSD-RT-0C1

Rotation	Number of Positions	Travel	Part Number
NOTE: Start position is 45° clockwise different form RT-001,RT-0C□ types			
" OFF " In Extreme Clockwise Position (Position 8)	1,2,3,4,5,6,7,OFF	315°	RT-008
	1,2,3,4,5,6,7	270°	RT-007
	1,2,3,4,5,6	225°	RT-006
	1,2,3,4,5	180°	RT-005
	1,2,3,4	135°	RT-004
	1,2,3	90°	RT-003
	1,2	45°	RT-002

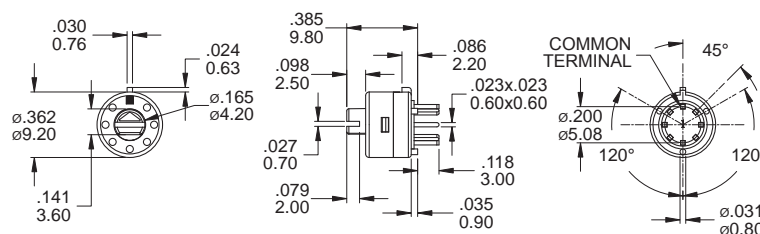
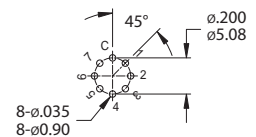
▲ Please kindly note our standard is with .307(7.80) Acuator. If you need .098(2.50) Acuator, please add "D" after part number.

DIMENSION



Part No. Shown : KSD-RT-0C8

P.C.B. LAYOUT



Part No. Shown : KSD-RT-0C8-D

P.C.B. LAYOUT

