



KSD-RJ Series

DC Power Jack With Rocker Switches



KSD-RJ
DC Power Jack Switches

SPECIFICATIONS

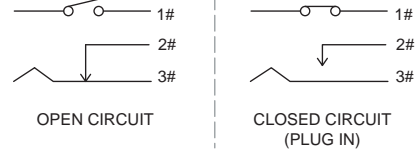
- ELECTRICAL RATING :** DC 15V 5A
DC 15V 2.5A (for 1.65mm pin)
- CONTACT RESISTANCE :** 20 mΩ (initial value)
- INSULATION RESISTANCE :** > 1000 MΩ
(500VDC between open contacts)
- DIELECTRIC STRENGTH :** > 1500V@ 1 minute (initial value)
- ELECTRICAL LIFE :** 6,000 cycles
- TEMPERATURE RISE AT THE TERMINAL :** Max.30°C
- SOLDER ABILITY OF TERMINAL :** Max 350°C, 3S
(Do not apply pressure on the terminals during hand soldering.)
- Any Cd Pb Hg etc and it's compounds is not include in this product**



MATERIALS

- CASE&HOUSING:** Glass filled Nylon 6/6, black.
- ACTUATOR :** Glass filled Nylon 6/6, Black.
- CONTACT :** Copper alloy, silver plated.
- TERMINAL :** Copper alloy, silver plated.
- PIN :** Brass, nickel plated.

SCHEMATIC

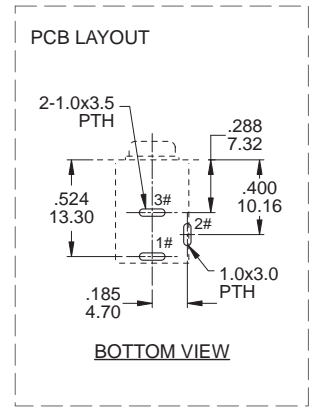
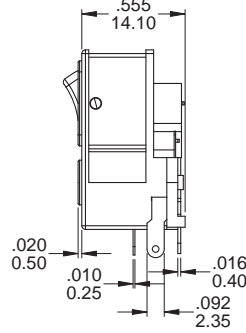
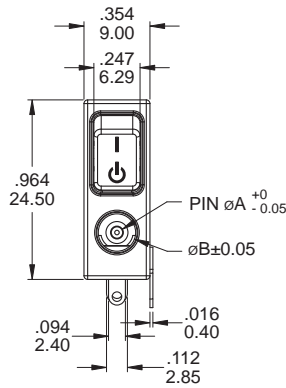


▼ DIMENSION



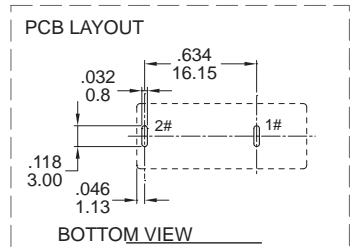
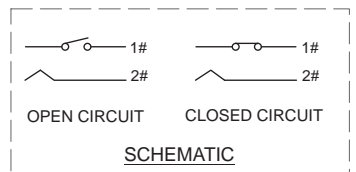
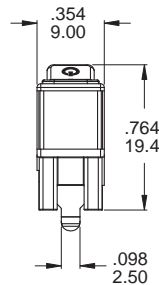
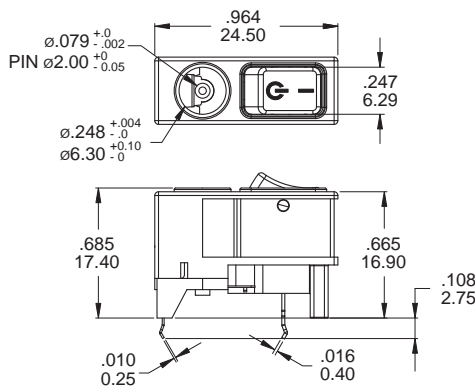
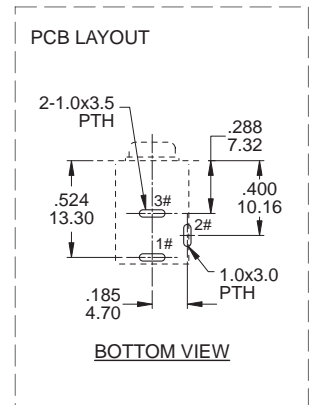
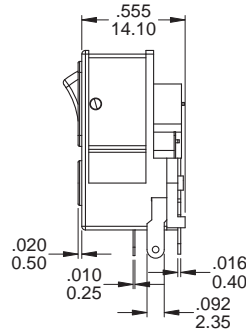
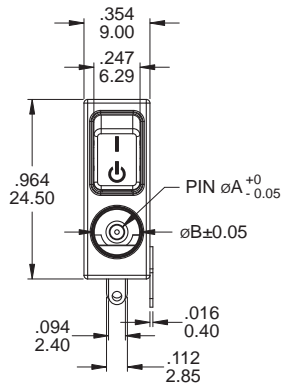
Units: mm

Dimensions	PIN Ø A	Ø B	Actuator marking
MODEL			
KSD-RJ-001	Ø1.65	Ø5.10	
KSD-RJ-008	Ø1.65	Ø5.10	



Units: mm

Dimensions	PIN Ø A	Ø B	Actuator marking
MODEL			
KSD-RJ-002	Ø2.00	Ø6.30	
KSD-RJ-003	Ø2.50	Ø6.30	
KSD-RJ-004	Ø2.50	Ø6.30	
KSD-RJ-005	Ø2.10	Ø6.30	
KSD-RJ-007	Ø2.00	Ø6.30	



Model name. RJ-009