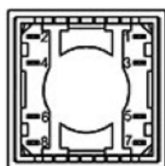
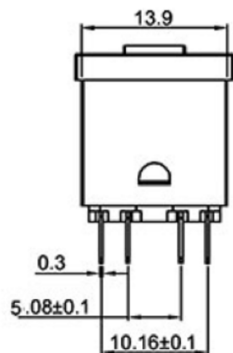
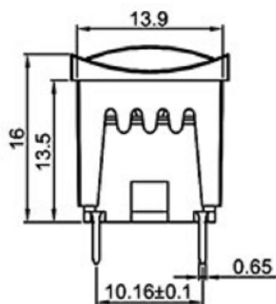
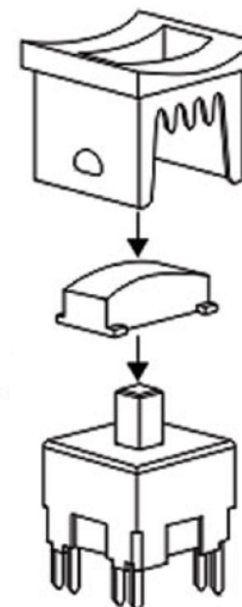


Rating: Min. 0.5uA
 Max. 250mA/120V/9W AC/6W DC
 Contact Resistance: 100mΩ Max
 Insulation Resistance: 10MΩ Min
 Dielectric Strength: AC 1000V for 2 minute
 Total travel: 1.8±0.4mm
 Operating Force: 250±50gf
 Mechanical Life: Over 500,000 cycles
 Electrical Life: Over 100,000 cycles
 Operating Temperature: -40°C~75°C

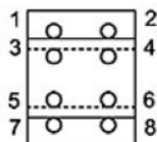


MATERIAL:

Base: LCP;
 Actuator: LCP;
 Terminal: Phosphor bronze, Gold plated.



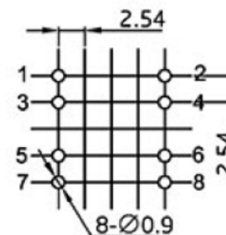
Temperature and duration of dipping:
 Wave: Max 260°C for Max 10 seconds.
 270°C for Max 5 seconds.
 Soldering iron: Max 350°C for Max 3 seconds.



--- down
— up

Momentary

Circuit Diagram



PCB HOLE



TOLERANCE UNLESS OTHERWISE STATED:
 Up to 5 ±0.2
 Above 5 ~ 15 ±0.3
 Above 15 ~ 30 ±0.4
 Above 30 ~ 50 ±0.5
 Angle ±0.3



UNITS MM

DRAWN BY:	DATE	MAT'L	TITLE	SWITCH
Jack Lu	12/27/22			
CHECKED BY:	DATE	FINISH	MODLE	TACT SWITCH WITH LED
Jacky Chen	12/27/22			
APPROVED BY:	DATE	SCALE	DWG NO.	SIZE
Tony Kao	12/27/22	1 : 1		A4
		SHEET NO.	PART NO.	VER
		1 of 1		R

ITEM NO.	DESCRIPTION	DRAWN	DATE