

Circuit Diagram

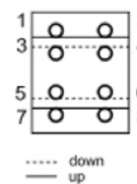
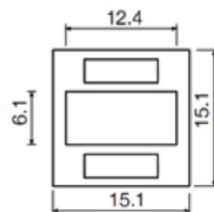
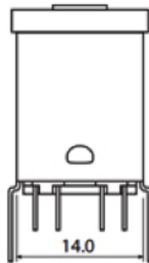
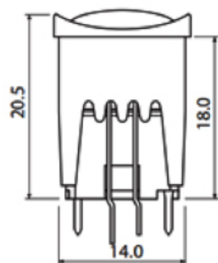
MATERIAL:

Outer Frame:ABS

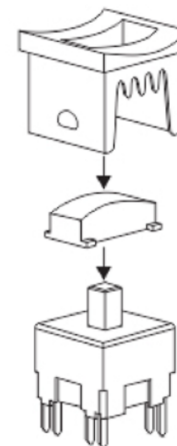
Base:LCP

Actuator:ABS

Terminal:Brass, Gold plated



Circuit Diagram



 **广东科斯达电子科技有限公司**
GUANG DONG KE SI DA ELECTRONIC TECHNOLOGY CO., LTD.

TOLERANCE UNLESS OTHERWISE STATED:
 Up to 5 ±0.2
 Above 5 ~ 15 ±0.3
 Above 15 ~ 30 ±0.4
 Above 30 ~ 50 ±0.5
 Angle ±0.3

3RD. ANGEL'S



UNITS

MM

DRAWN BY: Jack Lu
 CHECKED BY: Jacky Chen
 APPROVED BY: Tony Kao
 DATE: 12/27/22

MAT'L		TITLE	SWITCH
FINISH		MODLE	TACT SWITCH WITH LED
SCALE	1 : 1	DWG NO.	
SHEET NO.	1 of 1	PART NO.	

SIZE	A4
VER	R

ITEM NO.	DESCRIPTION	DRAWN	DATE