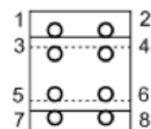
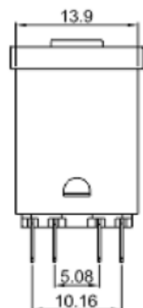
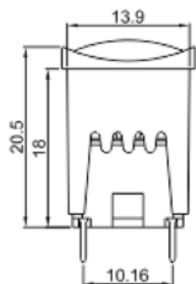


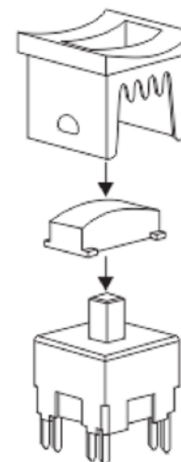
Circuit Diagram

MATERIAL:

Outer Frame: ABS
 Base: LCP
 Actuator: ABS
 Terminal: Brass, Gold plated



Circuit Diagram



 **广东科斯达电子科技有限公司**
 GUANG DONG KE SI DA ELECTRONIC TECHNOLOGY CO., LTD.

TOLERANCE UNLESS OTHERWISE STATED:
 Up to 5 ±0.2
 Above 5 ~ 15 ±0.3
 Above 15 ~ 30 ±0.4
 Above 30 ~ 50 ±0.5
 Angle ±0.3

3RD. ANGEL'S



UNITS

MM

DRAWN BY: Jack Lu
 CHECKED BY: Jacky Chen
 APPROVED BY: Tony Kao
 DATE: 12/27/22

MATL
 FINISH
 SCALE: 1 : 1
 SHEET NO.: 1 of 1

TITLE: SWITCH
 MODLE: TACT SWITCH WITH LED
 DWG NO.
 PART NO.

SIZE: A4
 VER: R

ITEM NO.	DESCRIPTION	DRAWN	DATE