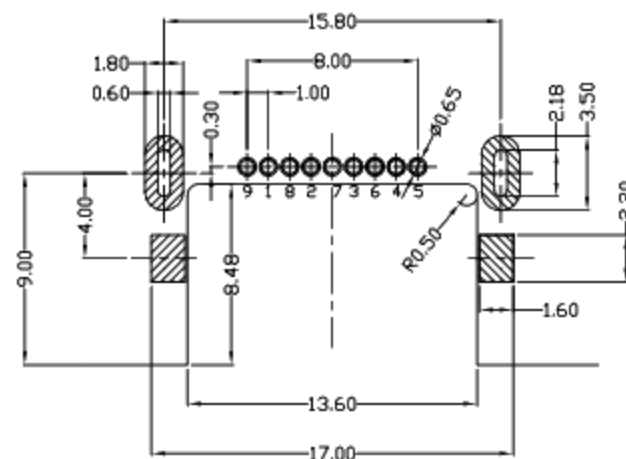
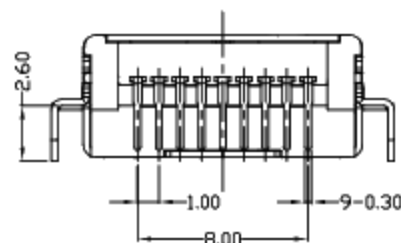
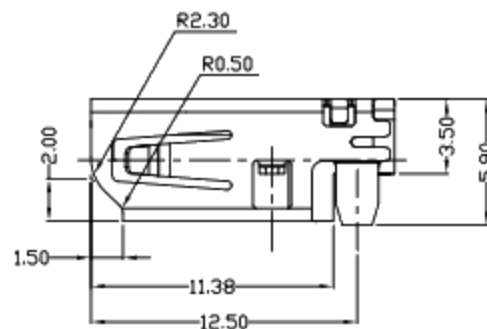
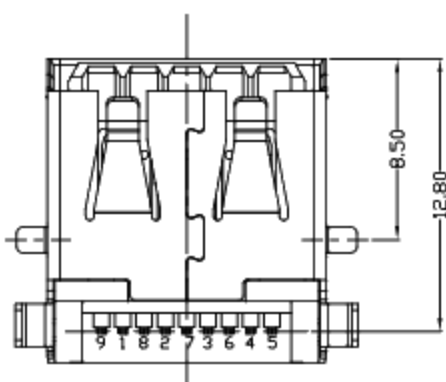
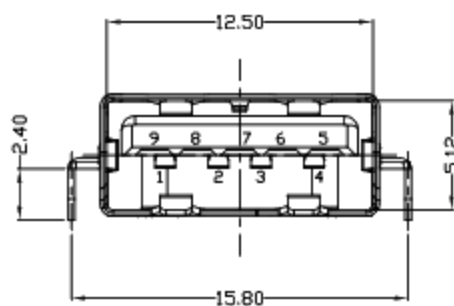
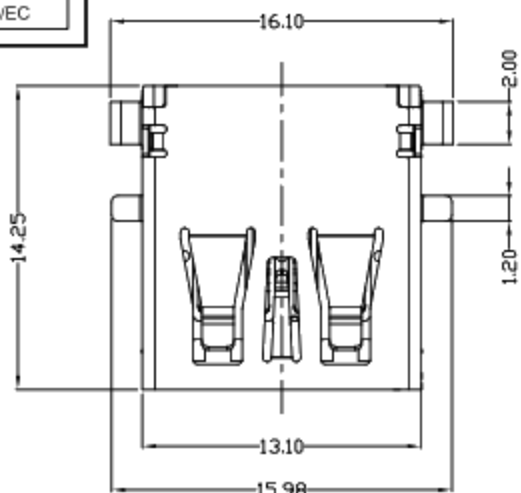




RoHS  
Compliant  
2002/95/EC

REV.	ECN. NO.	APPD.



RECOMMENDED PCB LAYOUT(1.0~1.60±0.05)

NOTES:

- ELECTRICAL:
  - VOLTAGE CURRENT RATING:1.5AMP,30V AC;
  - INSULATION RESISTANCE: 1000MΩ MIN;
  - CONTACT RESISTANCE: 30mΩ MAX;
  - WITHSTANDING VOLTAGE: 500V AC;
  - OPERATING TEMPERATURE:-25°C TO +85°C.
- Mechanical:
  - Mating Force: 35N MAX
  - Unmating Force: 10N MIN.
- NOTE:1.DIMENSIONS MARKED "▼" TO BE CHECKED BY Q.C & IPQC.

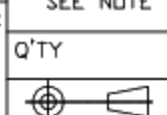
4.PART NO.

1Au 1U*	1PBT
5Au 15u*	2PA6T
6Au 30U*	3PA9T
	4LCP

Bill of materials:

NO	PARTS	MATERIAL	QTY	FINISHING	UNITS	mm
4	HOUSING	LCP+30%GF	1	UL94V-0	X. ±0.35	X.* ±2'
3	SHELL	COPPER ALLOY	1	PLATED NICKEL	.X ±0.3	.X* ±1'
2	TERMINAL(4P)	COPPER ALLOY	4	PLATED GOLD/TIN	.XX ±0.25	.XX*
1	TERMINAL(5P)	COPPER ALLOY	5	PLATED GOLD/TIN	.XXX ±0.15	.XXX*
					SEE NOTE	
					SEE NOTE	
					Q'TY	

THESE DRAWINGS AND SPECIFICATIONS ARE THE PROPERTY OF ACCURATE INNOTECH INC AND SHALL NOT BE REPRODUCED, COPIED OR USED IN ANY MANNER WITHOUT THE PRIOR WRITTEN CONSENT OF ACCURATE INNOTECH INC



**廣東科斯達電子科技有限公司**

TITLE: 150 3.0 AF 沉板 03.50 DIP 无卷边 斜口 蓝胶

DR: gan 2018/07/12

CHKD: gan 2018/07/12

APPD:

PART NO.:

DWG NO.:

SCALE	SHEET	REV.	CUSTOMER DRAWING
1:1	1/1	B	