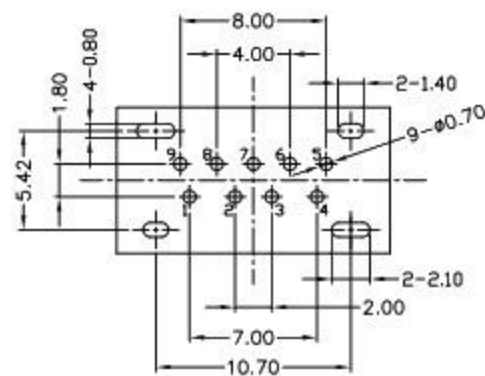
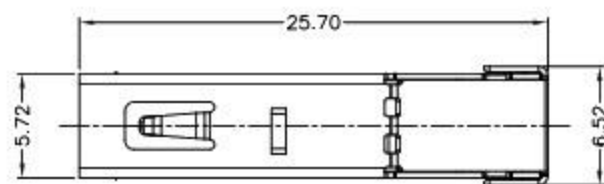
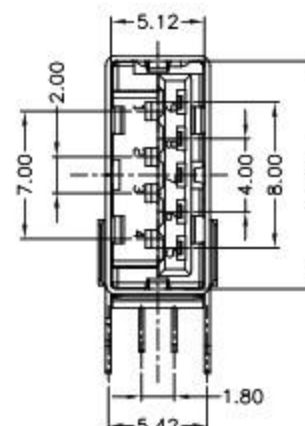
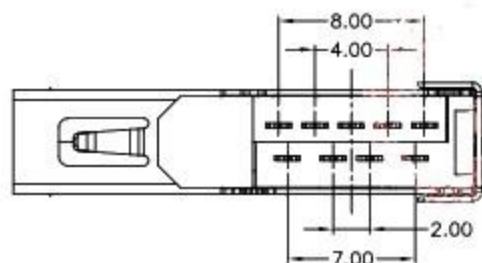
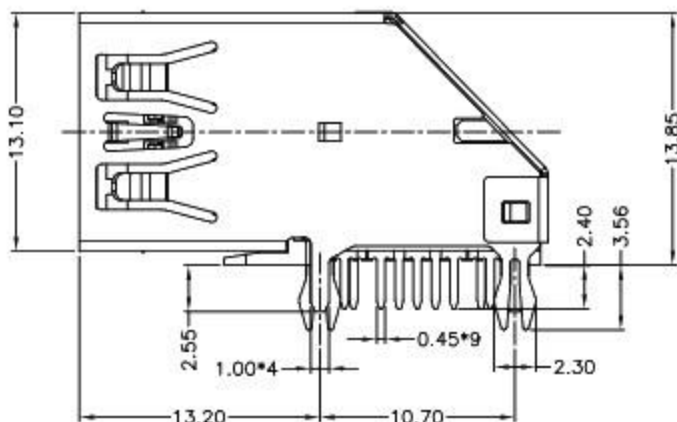
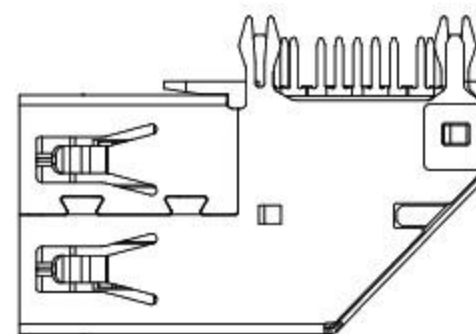


RoHS Compliant



RECOMMENDED PCB LAYOUT



PIN NUMBER	SIGNAL NAME
1	VBUS
2	D-
3	D+
4	GND
5	SSRX-
6	SSRX+
7	GND
8	SSTX-
9	SSRT+
Shell	Shield

NOTES:

- ELECTRICAL:
 - VOLTAGE CURRENT RATING: 1.8AMP, 30V AC;
 - INSULATION RESISTANCE: 100MΩ MIN;
 - CONTACT RESISTANCE: 30mΩ MAX;
 - WITHSTANDING VOLTAGE: 100V AC;
 - OPERATING TEMPERATURE: -55°C TO +85°C.
- Mechanical:
 - Mating Force: 35N MAX
 - Unmating Force: 10N MIN.
- NOTE: DIMENSIONS MARKED *▼* TO BE CHECKED BY Q.C & IPQC.

4. PART NO.

1: Au 1U*	W: WHITE
5: Au 15U*	B: BLACK
6: Au 30U*	BL: BLUE
	1PBT
	2PA6T
	3PA9T
	4LCP

NO.	PART NAME	QTY	MATERIAL	DESCRIPTION	REMARK
⑤	MID PLATE	1	STAINLESS STEEL	Au . PLATING.	T=0.15mm
④	SHELL	1	STAINLESS STEEL	Au . PLATING.	T=0.30mm
③	TERMINAL-B	1	TABLE 2:	TABLE 2:	T=0.12mm
②	TERMINAL-A	1	TABLE 2:	TABLE 2:	T=0.12mm
①	INSULATOR	1	HIGH TEMP	Black	

UNLESS OTHERWISE, GENERAL TOLERANCE:
 X.xxx ±0.10
 X.xx ±0.20
 X.x ±0.30
 X. ±0.38
 ANGULAR:
 X.xx ±1°
 X.x ±3°
 X. ±5°

廣東科斯達電子科技有限公司

TITLE: USB connector
 P/N: Detail See PART NO. LIST
 MODEL:
 DRAW NO.:

THIRD ANGLE PROJECTION
 UNIT: mm
 SCALE: 1:1
 SIZE: A4
 SHEET: 1/1

ECN NO.	REV.	DESCRIPTION	DATE	CHANGE	APPROVAL	DATE
JH2016-080	X2	隨工程圖上升版本次	2016.06.15	陳少兵	DESIGN	2016.06.15
JH2016-071	X1	新增規格	2016.06.10	陳少兵	CHECK	2016.06.15
20151224001	X	NEW DRAWING	2016.05.05	陳少兵	APPROVAL	2016.06.15