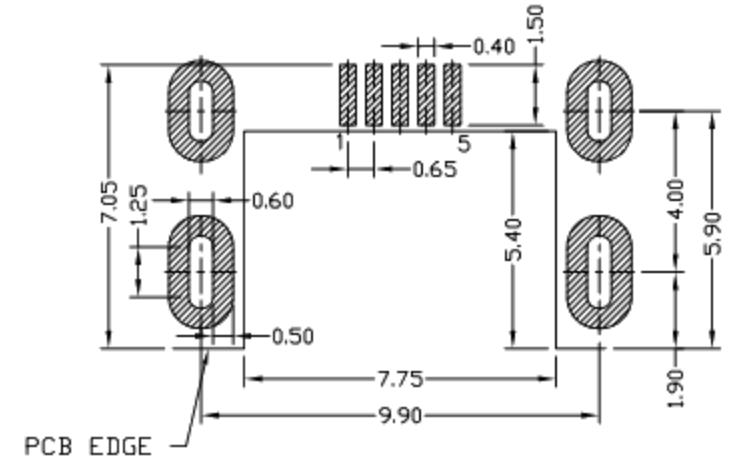
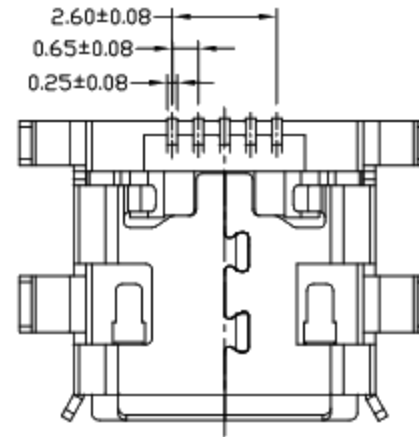
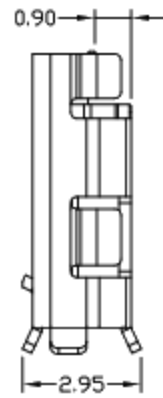
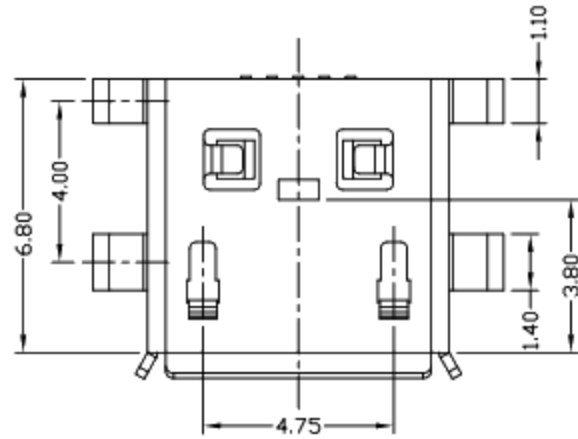
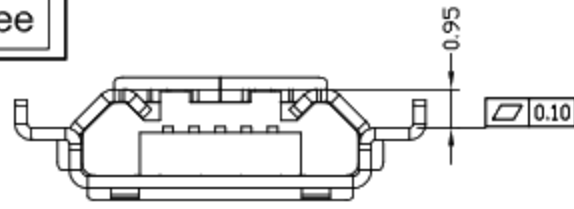




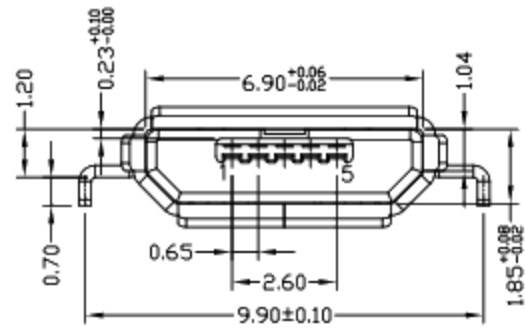
RoHS
Compliant
2002/95/EC

Halogen Free

REV.	ECN. NO.	APPD.



RECOMMENDED PCB LAYOUT
TOLERANCE: ±0.03



NOTES:

1.ELECTRICAL:

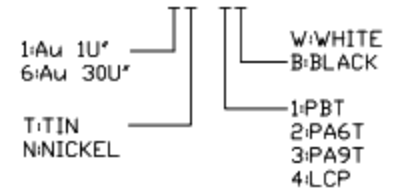
- 1)VOLTAGE CURRENT RATING: PIN1&5 1.8AMP MAX / PIN2&3&4 1AMP MAX. ,30V AC;
- 2)INSULATION RESISTANCE: 100MΩ MIN;
- 3)CONTACT RESISTANCE: 30mΩ MAX;
- 4)WITHSTANDING VOLTAGE: 100V AC; FOR 1 MIN.
- 5)OPERATING TEMPERATURE: -30°C TO +80°C.

2.Mechanical:

- 1)Mating Force: 35N MAX
- 2)Unmating Force: 10N MIN.

3.DIMENSIONS MARKED "▼" TO BE CHECKED BY Q.C & IPQC.

4.PART NO.



Bill of materials:

NO	PARTS	MATERIAL	QTY	FINISHING
3	SHELL	COPPER ALLOY	1	PLATED TIN
2	HOUSING	LCP+30%GF	1	UL94V-0
1	TERMINAL	COPPER ALLOY	5	PLATED GOLD

THESE DRAWINGS AND SPECIFICATIONS ARE THE PROPERTY OF ACCURATE INNOTECH INC AND SHALL NOT BE REPRODUCED, COPIED OR USED IN ANY MANNER WITHOUT THE PRIOR WRITTEN CONSENT OF ACCURATE INNOTECH INC

X. ±0.35	X.* ±2'	UNITS	mm
.X ±0.30	.X* ±1'	MAT'L	
.XX ±0.25	.XX*	SEE NOTE	
.XXX ±0.15	.XXX*	FINISH	
		SEE NOTE	
		Q'TY	

廣東科斯達電子科技有限公司

TITLE: MICRO USB B TYPE F 5P SMT沉板0.9 长6.8有导线

DR: *Ricky* 2018/5/4

CHKD: *Ricky* 2018/5/4

APPD:

PART NO.:

DWG NO.:

SCALE	SHEET	REV.	CUSTOMER DRAWING
5:1	1/1	A	