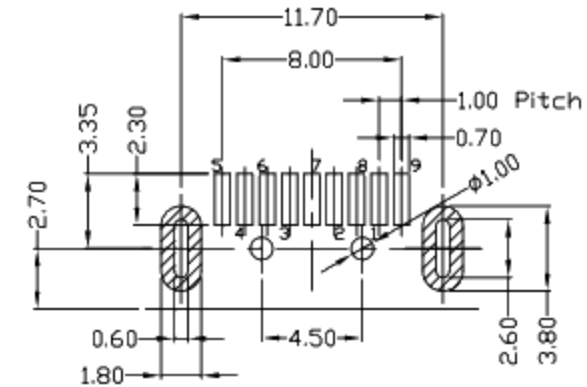
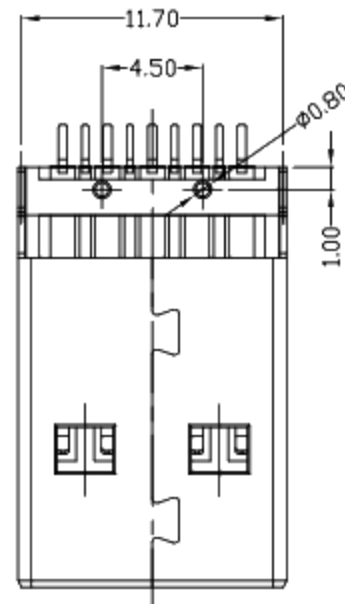
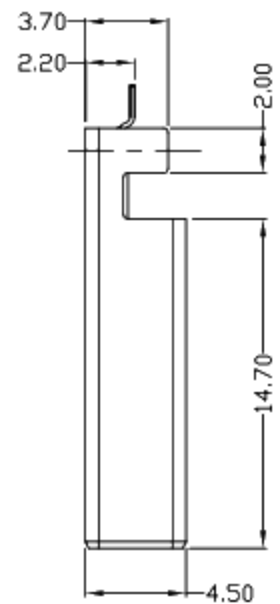
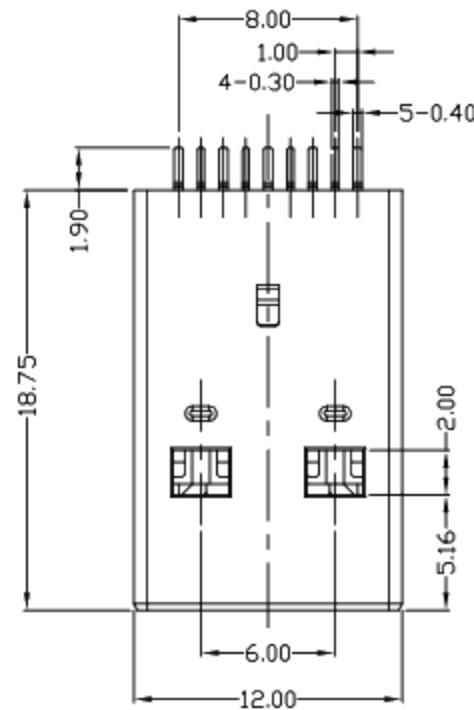


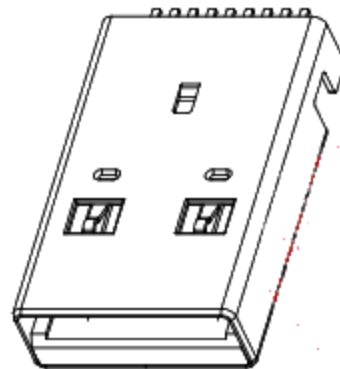
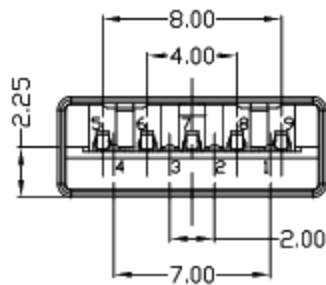


RoHS
Compliant
2002/95/EC

REV	LTR	DESCRIPTION	DATE	REVISER	APPD



RECOMMEND PCB LAYOUT
(TOLERANCE:±0.05)



NOTES:

- ELECTRICAL:
 - VOLTAGE CURRENT RATING:1.5 AMP,30V AC;
 - INSULATION RESISTANCE: 1000MΩ MIN;
 - CONTACT RESISTANCE: 30mΩ MAX;
 - WITHSTANDING VOLTAGE: 500V AC;
 - OPERATING TEMPERATURE:-40°C TO +85°C.
- Mechanical:
 - Mating Force: 35N MAX
 - Unmating Force: 10N MIN.
- DIMENSIONS MARKED "▼" TO BE CHECKED BY Q.C & IPQC.

4.PART NO.

1Au 1U"
5Au 15U"
6Au 30U"

W:WHITE
B:BLACK
BL:BLUE
1PBT
2PA6T
3PA9T
4LCP

Bill of materials:

NO	PARTS	MATERIAL	QTY	FINISHING	UNITS	mm	廣東科斯達電子科技有限公司				
3	HOUSING	LCP+30%GF	1	UL94V-0	X. ±0.35	X.* ±2'	SEE NOTE	TITLE: 1.88 IN 3.0 L=18.7 0.6板2.2 外-2.0 3.7 有佳 DR: gan 2017/9/1 CHKD: gan 2017/9/1 APPD:			
2	SHELL	SPCC	1	PLATED NICKEL	.X ±0.3	.X* ±1'					
1	TERMINAL	COPPER ALLOY	9	PLATED GOLD/TIN	.XX ±0.25	.XX*					
					.XXX ±0.15	.XXX*					
					THESE DRAWINGS AND SPECIFICATIONS ARE THE PROPERTY OF ACCURATE INNOTECH INC AND SHALL NOT BE REPRODUCED, COPIED OR USED IN ANY MANNER WITHOUT THE PRIOR WRITTEN CONSENT OF ACCURATE INNOTECH INC		Q'TY	SCALE	SHEET	REV.	CUSTOMER DRAWING
							1:1	1/1	B		