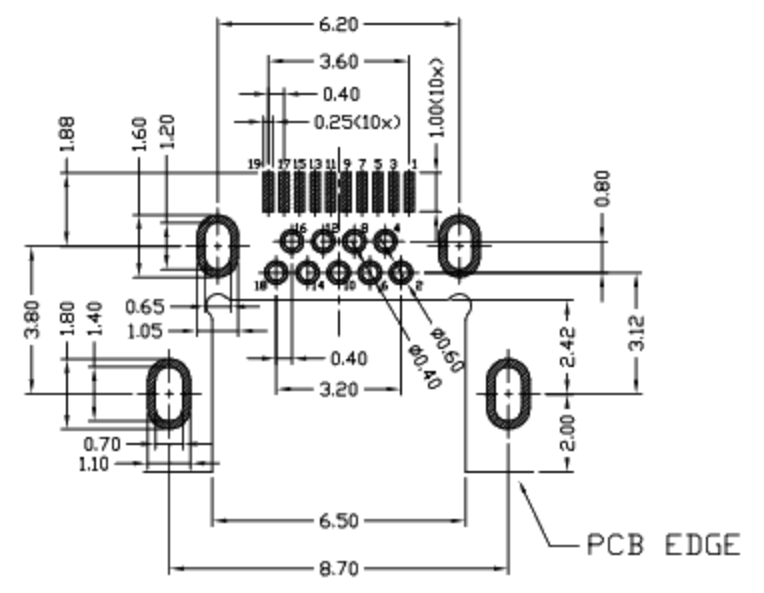
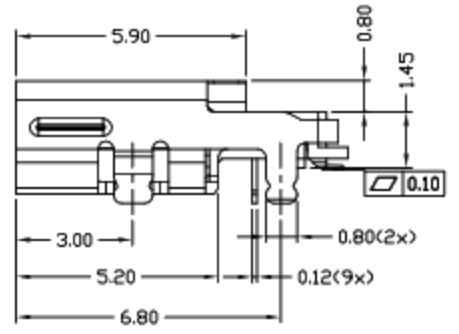
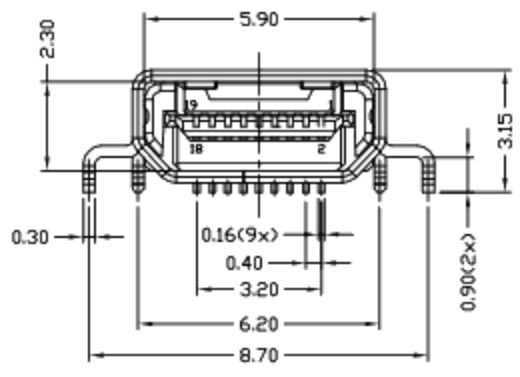
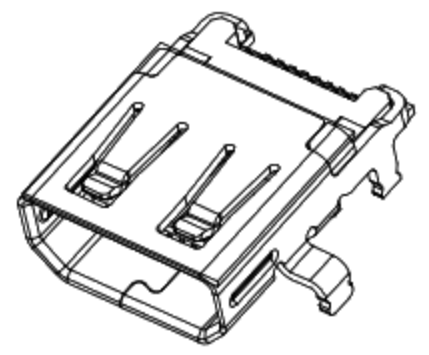
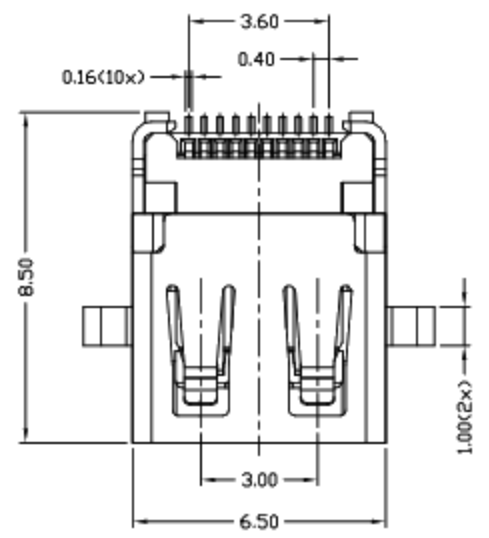




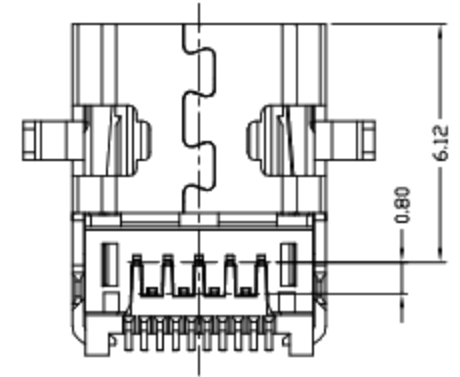
RoHS Compliant
2002/95/EC

REV.	ECN. NO.	APPD.



RECOMMENDED PCB LAYOUT(T=0.90mm)

TOLERANCE UNSPECIFIED ±0.05mm



NOTES:

- ELECTRICAL:
 - VOLTAGE CURRENT RATING: 0.5AMP,30V AC;
 - INSULATION RESISTANCE: 100MΩ MIN;
 - CONTACT RESISTANCE: 30mΩ MAX;
 - WITHSTANDING VOLTAGE: 500V AC;
 - OPERATING TEMPERATURE:-55°C TO +105°C.
- Mechanical:
 - Mating Force: 35N MAX
 - Unmating Force: 10N MIN.
- DIMENSIONS MARKED "▼" TO BE CHECKED BY Q.C & IPQC.

4.PART NO.

N: Ni
G: Au
1: Au 1U"
5: Au 15U"

Bill of materials:

NO	PARTS	MATERIAL	QTY	FINISHING
3	HOUSING	LCP+30%GF	1	UL94V-0
2	SHELL	STAINLESS STEEL	1	PLATED NICKEL
1	TERMINAL	COPPER ALLOY	19	PLATED GOLD/TIN

X. ±0.35	X.' ±2'	UNITS	mm
.X ±0.3	.X' ±1'	MAT'L	SEE NOTE
.XX ±0.25	.XX'	FINISH	SEE NOTE
.XXX ±0.15	.XXX'	Q'TY	SEE NOTE

THESE DRAWINGS AND SPECIFICATIONS ARE THE PROPERTY OF ACCURATE INNOTECH INC AND SHALL NOT BE REPRODUCED, COPIED OR USED IN ANY MANNER WITHOUT THE PRIOR WRITTEN CONSENT OF ACCURATE INNOTECH INC.

廣東科斯達電子科技有限公司

TITLE: HDMI D TYPE F 沉板 H2.25 前插后贴

DR: gan 2017/07/2

CHKD: gan 2017/07/2

APPD:

PART NO.:

DWG NO.:

SCALE	SHEET	REV.	CUSTOMER DRAWING
1:1	1/1	B	