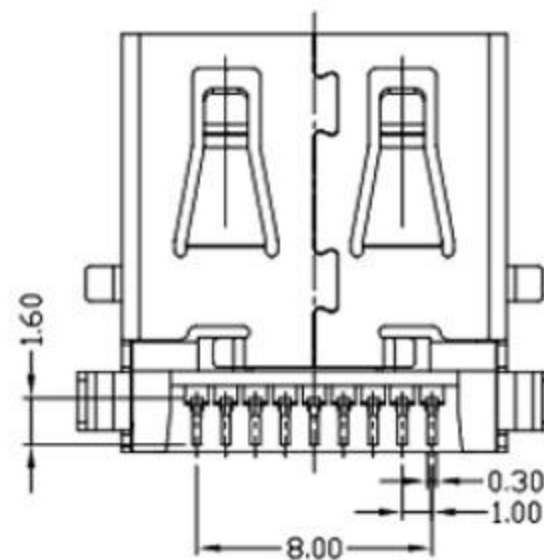
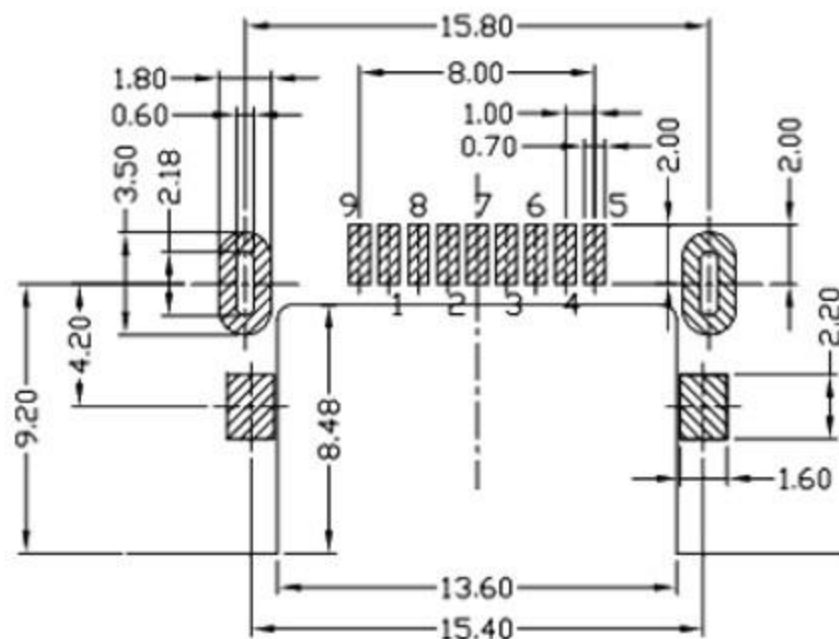
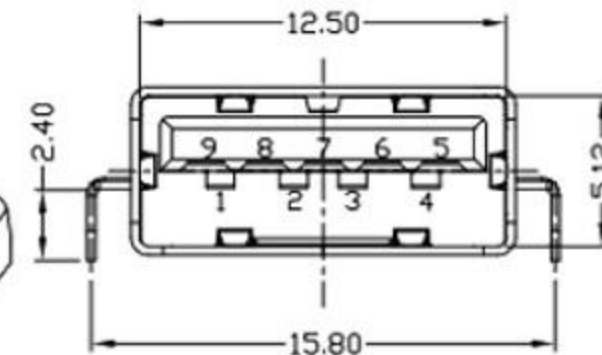
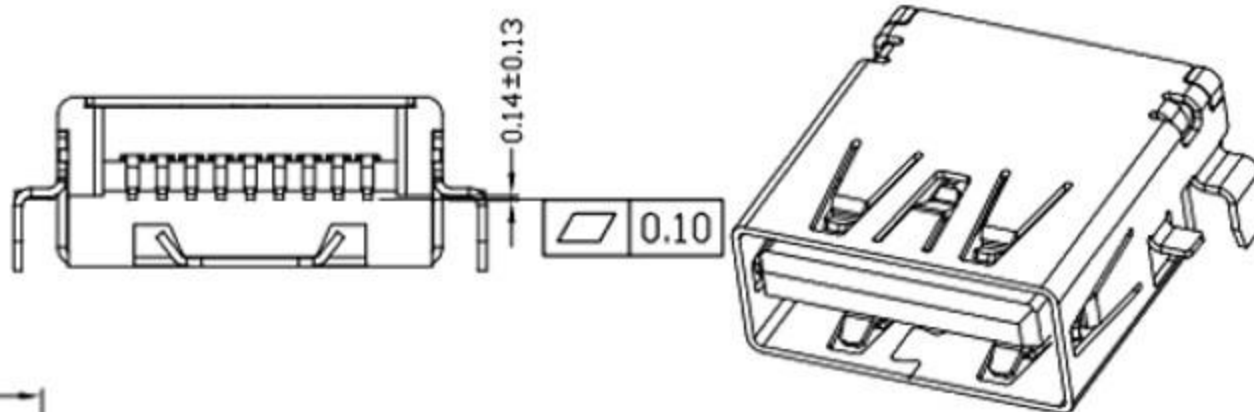
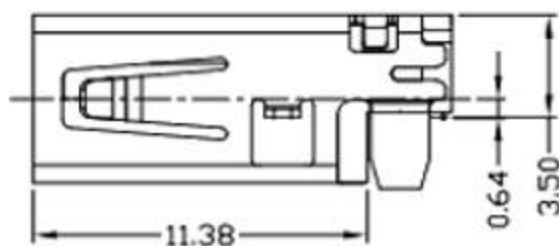
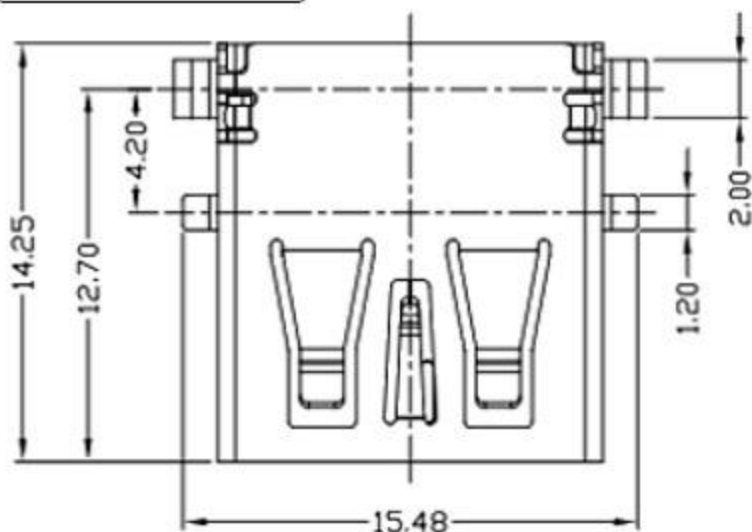


RoHS Compliant

NOTES:

1. ELECTRICAL:
 - 1) CURRENT RATING: 1.5AMP;
 - 2) INSULATION RESISTANCE: 100MΩ MIN;
 - 3) CONTACT RESISTANCE: 30mΩ MAX;
 - 4) WITHSTANDING VOLTAGE: 100V AC;
 - 5) OPERATING TEMPERATURE: -25°C ~ +85°C.
2. Mechanical:
 - 1) Mating Force: 35N MAX
 - 2) Unmating Force: 10N MIN.
3. DIMENSIONS MARKED "▼" TO BE CHECKED BY Q.C & IPQC.

4. PART NO.



- W: WHITE
- B: BLACK
- BL: BLUE
- 1: Au 1U*
- 5: Au 15U*
- 6: Au 30U*
- 1: PBT
- 2: PA6T
- 3: PA9T
- 4: LCP

Pin #	SIGNAL NAME	DESCRIPTION	MATING SEQUENCE
1	VBUS	POWER	SECOND
2	D-	USB 2.0 DIFFERENTIAL PAIR	THIRD
3	D+		
4	GND	GROUND FOR POWER RETURN	SECOND
5	STDA_SSRX-	SUPERSPEED RECEIVER DIFFERENTIAL PAIR	LAST
6	STDA_SSRX+		
7	GND_DRAIN	GROUND FOR SIGNAL RETURN	
8	STDA_SSTX-	SUPERSPEED TRANSMITTER DIFFERENTIAL PAIR	
9	STDA_SSTX+		
Shell	Shield	CONNECTOR METAL SHELL	FRIST

⑤	MID PLATE	1	STAINLESS STEEL	Au . PLATING.	T=0.15mm
④	SHELL	1	STAINLESS STEEL	Au . PLATING.	T=0.30mm
③	TERMINAL-B	1	TABLE 2:	TABLE 2:	T=0.12mm
②	TERMINAL-A	1			T=0.12mm
①	INSULATOR	1	HIGH TEMP	Black	

NO.	PART NAME	QTY	MATERIAL	DESCRIPTION	REMARK
-----	-----------	-----	----------	-------------	--------

UNLESS OTHERWISE, GENERAL TOLERANCE:

X.xxx ±0.10
 X.xx ±0.20
 X.x ±0.30
 X. ±0.38

ANGULAR:

X.xx ±1°
 X.x ±3°
 X. ±5°

廣東科斯達電子科技有限公司

TITLE: USB connector
 P/N: Detail See PART NO. LIST
 MODEL:
 DRAW NO.:
 THIRD ANGLE PROJECTION
 UNIT: mm
 SCALE: 1:1
 SIZE: A4
 SHEET: 1/1

RECOMMENDED PCB LAYOUT

JH2016-080	X2	隨工程圖上升版本次	2016.06.15	陳少兵	DESIGN	陳少兵	2016.06.15
JH2016-071	X1	新增規格	2016.06.10	陳少兵	CHECK	鄭小偉	2016.06.15
20151224001	X	NEW DRAWING	2016.05.05	陳少兵	APPROVAL	呂海濤	2016.06.15
ECN NO.	REV.	DESCRIPTION	DATE	CHANGE			