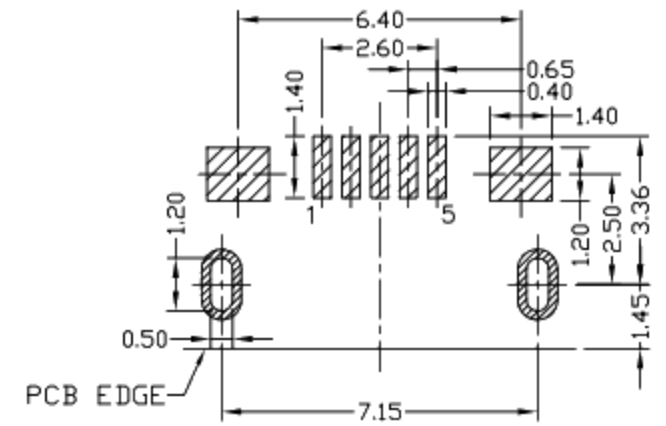
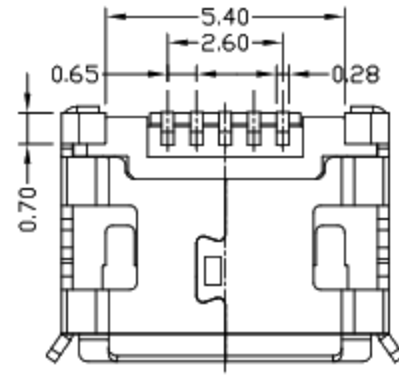
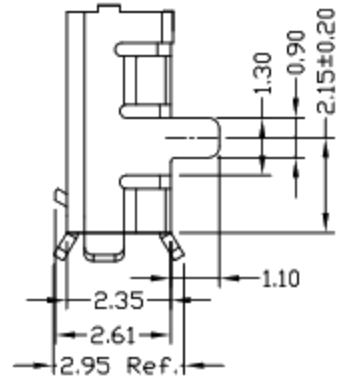
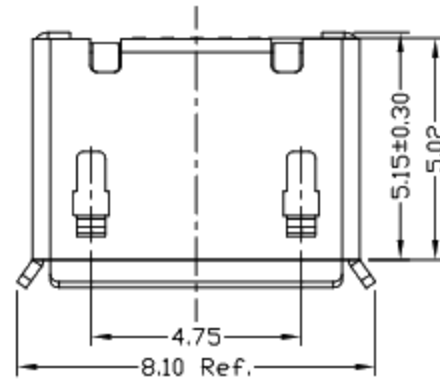
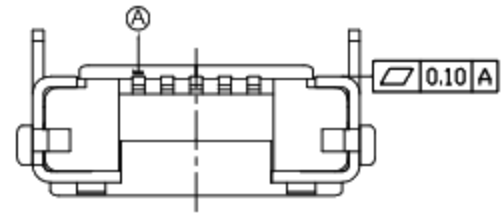




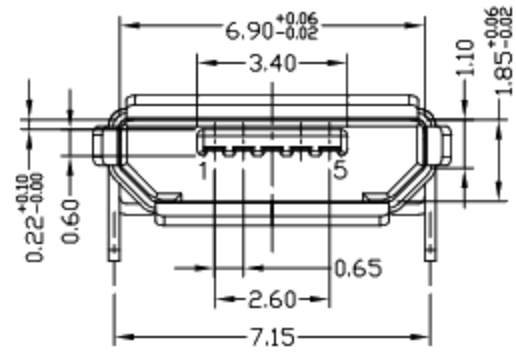
RoHS
Compliant
2002/95/EC

Halogen Free

REV.	ECN.	NO.	APPD.



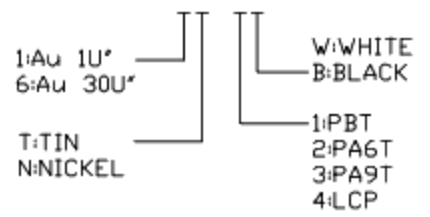
RECOMMENDED PCB LAYOUT



NOTES:

- ELECTRICAL:
 - VOLTAGE CURRENT RATING: PIN1&5 1.8AMP MAX / PIN2&3&4 1AMP MAX. ,30V AC;
 - INSULATION RESISTANCE: 100MΩ MIN;
 - CONTACT RESISTANCE: 30mΩ MAX;
 - WITHSTANDING VOLTAGE: 100V AC; FOR 1 MIN.
 - OPERATING TEMPERATURE: -30°C TO +80°C.
- Mechanical:
 - Mating Force: 35N MAX
 - Unmating Force: 10N MIN.
- DIMENSIONS MARKED "▼" TO BE CHECKED BY Q.C & IPQC.

4.PART NO.



Bill of materials:

NO	PARTS	MATERIAL	QTY	FINISHING
3	SHELL	STAINLESS STEEL	1	PLATED TIN
2	HOUSING	LCP+30%GF	1	UL94V-0
1	TERMINAL	COPPER ALLOY	5	PLATED GOLD
NO	PARTS	MATERIAL	QTY	FINISHING

UNITS	mm
X. ±0.35	X.* ±2*
.X ±0.30	.X* ±1*
.XX ±0.25	.XX*
.XXX ±0.15	.XXX*

THESE DRAWINGS AND SPECIFICATIONS ARE THE PROPERTY OF ACCURATE INNOTECH INC AND SHALL NOT BE REPRODUCED, COPIED OR USED IN ANY MANNER WITHOUT THE PRIOR WRITTEN CONSENT OF ACCURATE INNOTECH INC

廣東科斯達電子科技有限公司

TITLE: MICRO USB B TYPE F 5P 插板7.2 有导位无柱 外壳加焊盘脚长1.1	PART NO.:			
DR: Ricky 2018/9/13	DWG NO.:			
CHKD: Ricky 2018/9/13	SCALE	SHEET	REV.	CUSTOMER DRAWING
APPD:	5:1	1/1	A	

