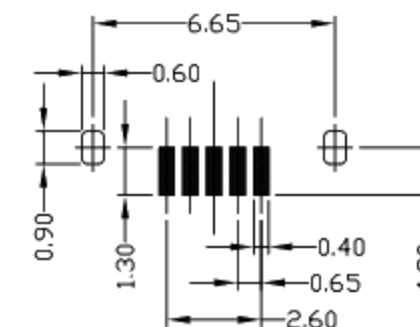
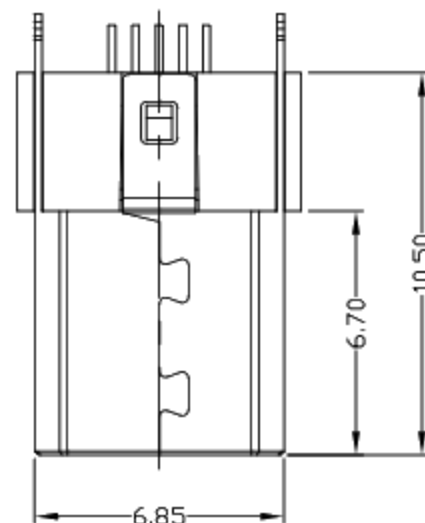
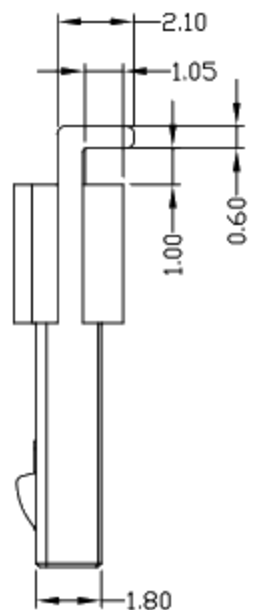
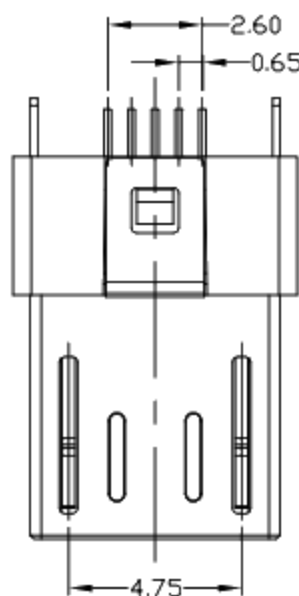
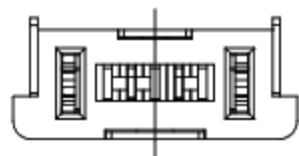


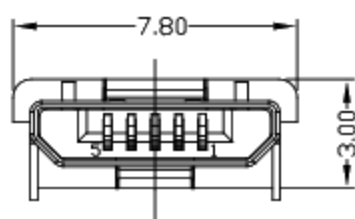


RoHS  
Compliant  
2002/95/EC

REV.	ECN.	NO.	APPD.



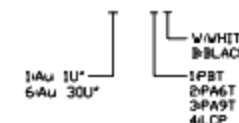
RECOMMENDED PCB LAYOUT



NOTES:

- ELECTRICAL:
  - VOLTAGE CURRENT RATING: 1.5AMP,250V AC;
  - INSULATION RESISTANCE: 1000MΩ MIN;
  - CONTACT RESISTANCE: 30mΩ MAX;
  - WITHSTANDING VOLTAGE: 500V AC;
  - OPERATING TEMPERATURE:-20°C TO +85°C.
- Mechanical:
  - Mating Force: 35N MAX
  - Unmating Force: 10N MIN.
- DIMENSIONS MARKED \*▼\* TO BE CHECKED BY Q.C & IPQC.

4. PART NO.



Bill of materials:

NO	PARTS	MATERIAL	QTY	FINISHING	X. ±0.3	X.* ±2*	UNITS
4	HOOK	STAINLESS STEEL	2		.X ±0.3	X.* ±2*	mm
3	HOUSING	LCP+30%GF	1		.X ±0.2	.X* ±1*	MAT'L
2	SHELL	STAINLESS STEEL	1	PLATED NICKEL	.XX ±0.15	.XX*	SEE NOTE
1	TERMINAL	COPPER ALLOY	5	PLATED GOLD/TIN	.XXX ±0.10	.XXX*	FINISH
							SEE NOTE
							Q'TY

THESE DRAWINGS AND SPECIFICATIONS ARE THE PROPERTY OF ACCURATE INNOTECH INC AND SHALL NOT BE REPRODUCED, COPIED OR USED IN ANY MANNER WITHOUT THE PRIOR WRITTEN CONSENT OF ACCURATE INNOTECH INC.

廣東科斯達電子科技有限公司

TITLE:	MICRO USB 5P BM 超薄插頭	PART NO.:	
DR:	Ricky 2014/04/23	DWG NO.:	
CHKD:	Ricky 2014/04/23	SCALE	1:1
APPD:		SHEET	1/1
		REV.	B
		CUSTOMER DRAWING	