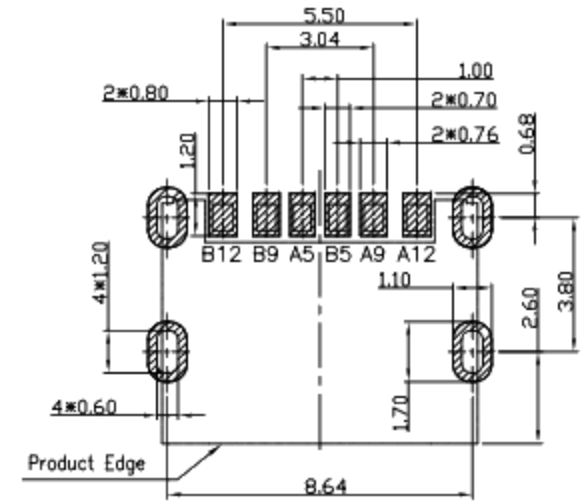
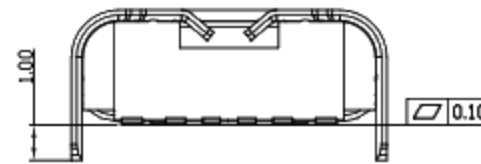
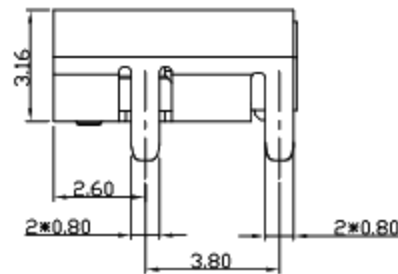
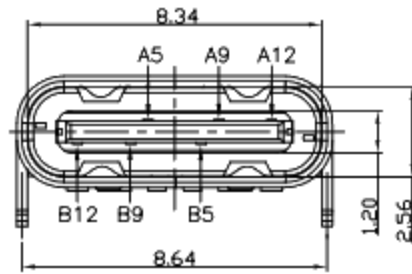
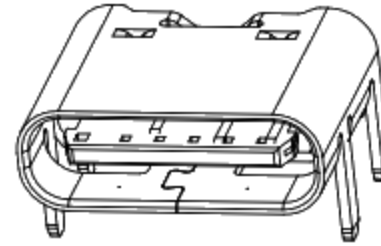
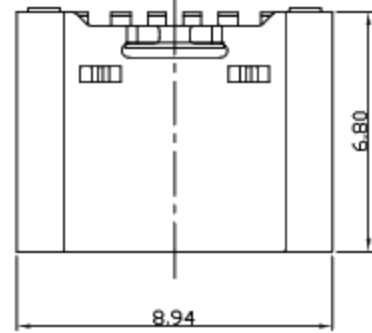


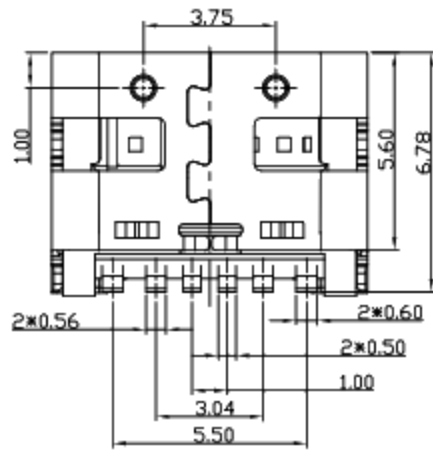


RoHS
Compliant
2002/95/EC

REV.	ECN.	NO.	APPD.



RECOMMENDED P.C.B. LAYOUT
TOLERANCE UNSPECIFIED ±0.05mm



A5	CC1	B12	GND
A9	VBUS	B9	VBUS
A12	GND	B5	CC2
PIN	SIGNAL NAME	PIN	SIGNAL NAME

NOTES:

1. ELECTRICAL:

- 1) CURRENT RATING: 5AMP MAX;
- 2) INSULATION RESISTANCE: 100MΩ MIN;
- 3) CONTACT RESISTANCE: 40mΩ MAX;
- 4) WITHSTANDING VOLTAGE: 100V AC;
- 5) OPERATING TEMPERATURE: -30°C TO +85°C.

2. Mechanical:

- 1) Mating Force: 5N~20N
- 2) Unmating Force: 8N~20N
- 3) Durability: 10,000 cycles

3. DIMENSIONS MARKED "▽"
TO BE CHECKED BY Q.C & IPQC.

4. PART NO.

1Au 10"
2Au 30"
5Au 15u"
6Au 30u"

1PBT
2PA6T
3PA9T
4LCP

5									
4									
3	SHELL	STAINLESS STEEL	1	PLATED NICKEL					
2	CONTACT	COPPER ALLOY	6	PLATED GOLD/NICKEL					
1	HOUSING	LCP+30%GF	1	UL94V-0					
NO	PARTS	MATERIAL	QTY	FINISHING					

X. ±0.35	X.* ±2'	UNITS	mm
.X ±0.30	.X* ±1'	MAT'L	
.XX ±0.20	.XX* ±0.5'	SEE NOTE	
.XXX ±0.10	.XXX*	FINISH	
THESE DRAWINGS AND SPECIFICATIONS ARE THE PROPERTY OF ACCURATE INNOTECH INC. AND SHALL NOT BE REPRODUCED, COPIED OR USED IN ANY MANNER WITHOUT THE PRIOR WRITTEN CONSENT OF ACCURATE INNOTECH INC.		SEE NOTE	
		Q'TY	

廣東科斯達電子科技有限公司

TITLE: USB C F TYPE 單排SMT 6PIN L=6.5 閃膠插板 腳長1.0

DR: *Ricky* 2018/02/13

CHKD: *Ricky* 2018/02/13

APPD:

PART NO.:

DWG NO.:

SCALE	SHEET	REV.	CUSTOMER DRAWING
1:1	1/1	B	