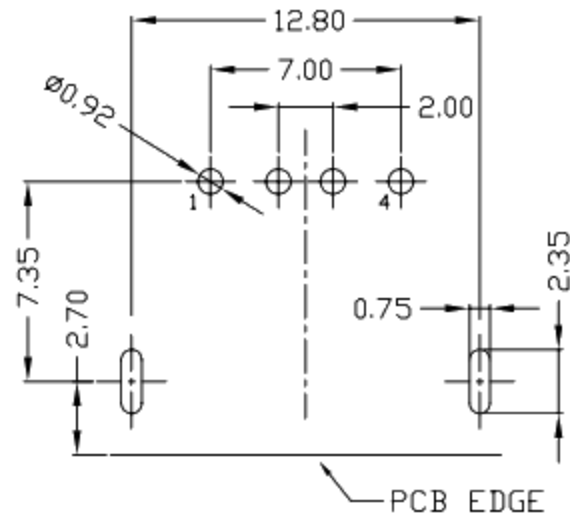
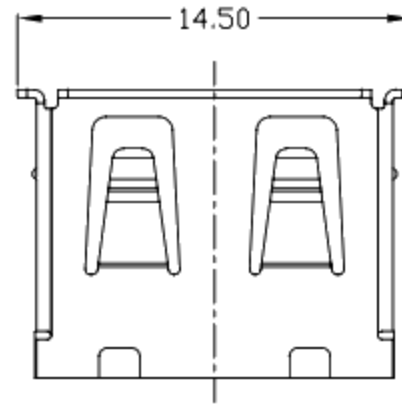
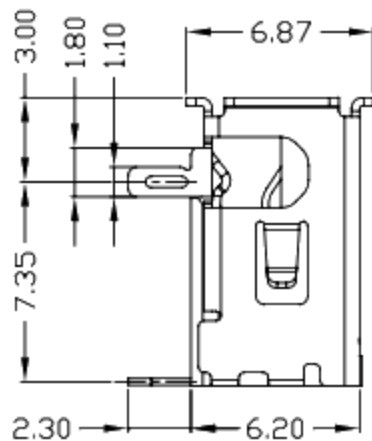
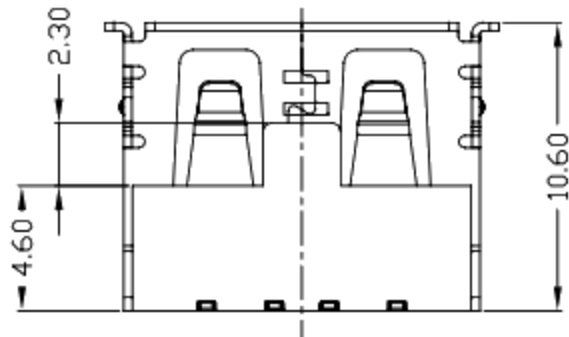
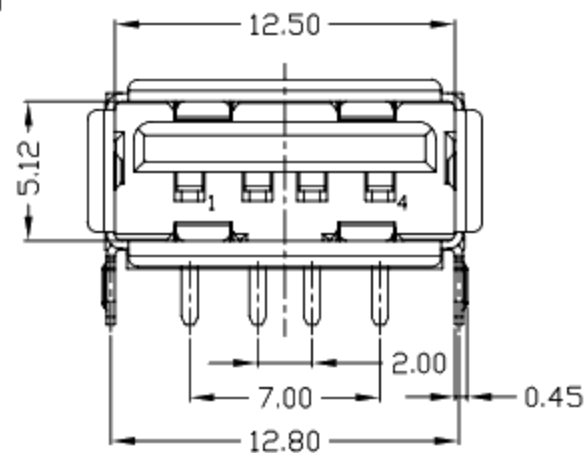


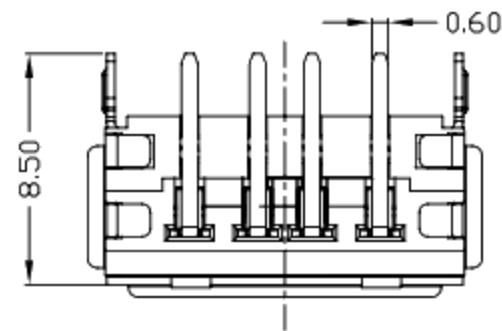


RoHS  
Compliant  
2002/95/EC

REV.	ECN.	NO.	APPD.



RECOMMENDED PCB LAYOUT



NOTES:

1. ELECTRICAL:

- 1) VOLTAGE CURRENT RATING: 2AMP, 30V AC;
- 2) INSULATION RESISTANCE: 1000MΩMIN;
- 3) CONTACT RESISTANCE: 30mΩMAX;
- 4) WITHSTANDING VOLTAGE: 500V AC;
- 5) OPERATING TEMPERATURE: -55°C TO +85°C.

2. Mechanical:

- 1) Mating Force: 35N MAX
- 2) Unmating Force: 10N MIN.

3. DIMENSIONS MARKED '▼' TO BE CHECKED BY Q.C & IPQC.

4. PART NO.

1Au 1U\*  
6Au 30U\*

W/WHITE  
B/BLACK  
1PBT  
2PA6T  
3PA9T  
4LCP

Bill of materials:

NO	PARTS	MATERIAL	QTY	FINISHING
3	HOUSING	PBT+30%GF	1	UL94V-0
2	SHELL	COPPER ALLOY/SPCC	1	PLATED NICKEL
1	TERMINAL	COPPER ALLOY	4	PLATED GOLD/TIN

X.	X.* ±0.35	X.* ±2'	UNITS	mm
.X	±0.3	±1'	MAT'L	SEE NOTE
.XX	±0.25	'	FINISH	SEE NOTE
.XXX	±0.15	'	Q'TY	SEE NOTE

THESE DRAWINGS AND SPECIFICATIONS ARE THE PROPERTY OF ACCURATE INNOTECH INC AND SHALL NOT BE REPRODUCED, COPIED OR USED IN ANY MANNER WITHOUT THE PRIOR WRITTEN CONSENT OF ACCURATE INNOTECH INC.

<b>廣東科斯達電子科技有限公司</b>			
TITLE: USB AF 10.6 DIP 90度 厚6.20 卷边 两只前脚		PART NO.:	
DR: gan 2016/9/20		DWG NO.:	
CHKD: gan 2016/9/20		SCALE	SHEET
APPD:		1:1	1/1
		REV.	CUSTOMER DRAWING
		B	