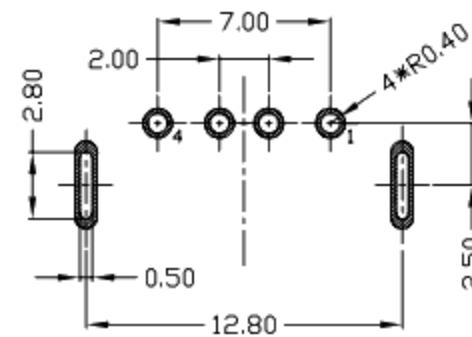
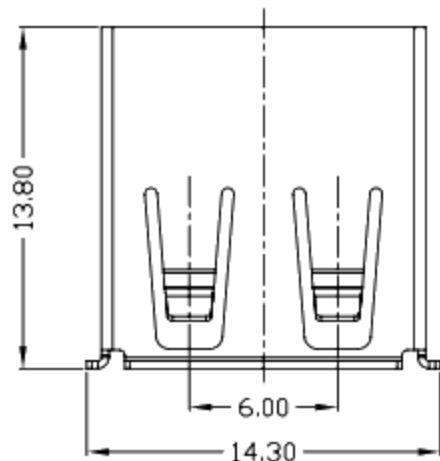


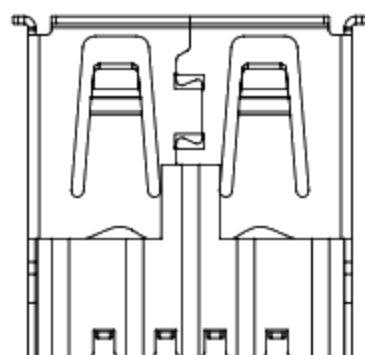
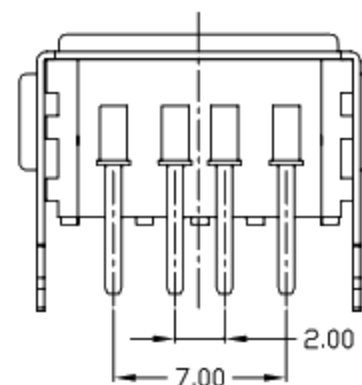
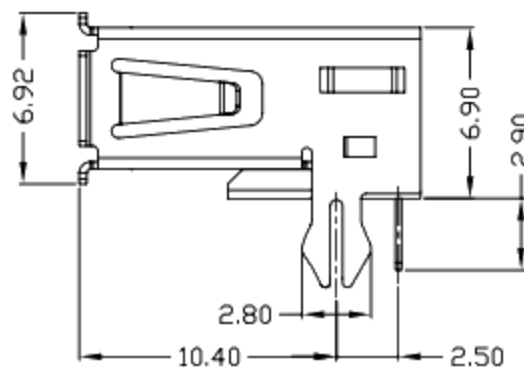
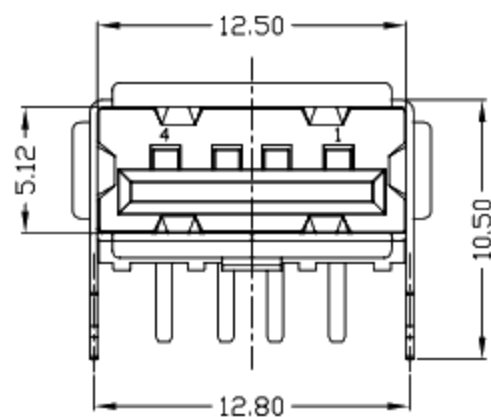


RoHS  
Compliant  
2002/95/EC

REV.	ECN.	NO.	APPD.



RECOMMENDED PCB LAYOUT



NOTES:

- ELECTRICAL:
  - VOLTAGE CURRENT RATING: 2AMP, 30V AC;
  - INSULATION RESISTANCE: 1000MΩMIN;
  - CONTACT RESISTANCE: 30mΩMAX;
  - WITHSTANDING VOLTAGE: 500V AC;
  - OPERATING TEMPERATURE: -55°C TO +85°C.
- Mechanical:
  - Mating Force: 35N MAX
  - Unmating Force: 10N MIN.
- DIMENSIONS MARKED "▼" TO BE CHECKED BY Q.C & IPQC.

4. PART NO.

1Au 1U'  
6Au 30U'

W:WHITE  
B:BLACK  
1PBT  
2PA6T  
3PA9T  
4LCP

Bill of materials:

NO	PARTS	MATERIAL	QTY	FINISHING	X. ±0.35	X.' ±2'	UNITS	廣東科斯達電子科技有限公司			
3	HOUSING	PBT+30%GF	1	UL94V-0	.X ±0.3	.X' ±1'	mm	TITLE:		PART NO.:	
2	SHELL	COPPER ALLOY/SPCC/ STAINLESS STEEL	1	PLATED NICKEL	.XX ±0.25	.XX'	MAT'L	USB AP DEP 90度 反向鱼叉脚 单层 1型 无后盖		DWG NO.:	
1	TERMINAL	COPPER ALLOY	4	PLATED GOLD/TIN	.XXX ±0.15	.XXX'	SEE NOTE	DR: gon 2016/9/20		SCALE SHEET REV. CUSTOMER	
					THESE DRAWINGS AND SPECIFICATIONS ARE THE PROPERTY OF ACCURATE INNOTECH INC AND SHALL NOT BE REPRODUCED, COPIED OR USED IN ANY MANNER WITHOUT THE PRIOR WRITTEN CONSENT OF ACCURATE INNOTECH INC.			CHKD: gon 2016/9/20		1:1 1/1 B DRAWING	
					Q'TY			APPD:			