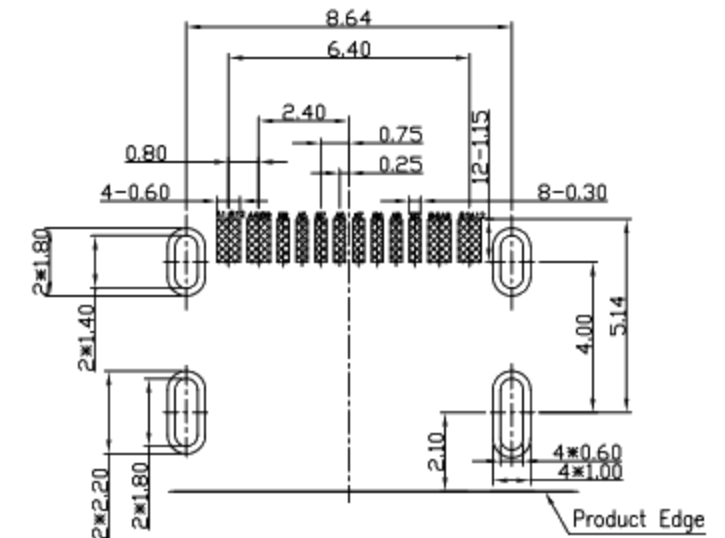
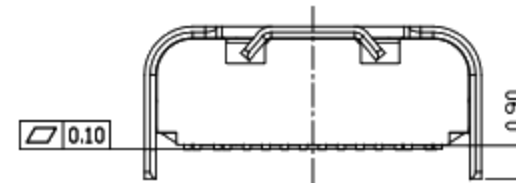
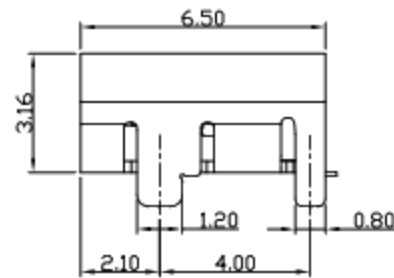
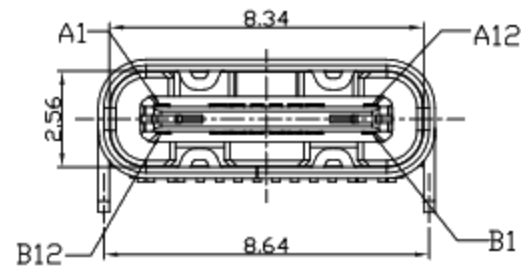
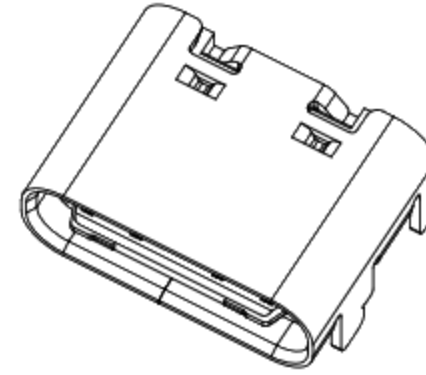
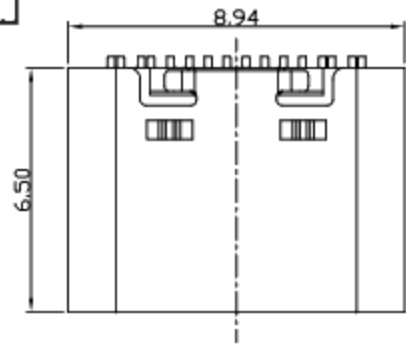


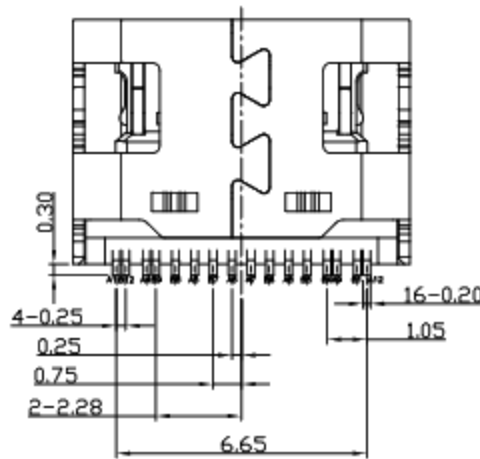


RoHS
Compliant
2002/95/EC

REV.	ECN.	NO.	APPD.



RECOMMENDED P.C.B. LAYOUT
TOLERANCE UNSPECIFIED ±0.05mm



A1	GND	B12	GND
A4	VBUS	B9	VBUS
A5	CC1	B8	SBU2
A6	DP1	B7	DN2
A7	DN1	B6	DP2
A8	SBU1	B5	CC2
A9	VBUS	B4	VBUS
A12	GND	B1	GND
PIN	SIGNAL NAME	PIN	SIGNAL NAME

NOTES:

1. ELECTRICAL:

- 1) CURRENT RATING: 3AMP MAX;
- 2) INSULATION RESISTANCE: 100MΩ MIN;
- 3) CONTACT RESISTANCE: 40mΩ MAX;
- 4) WITHSTANDING VOLTAGE: 100V AC;
- 5) OPERATING TEMPERATURE: -30°C TO +85°C.

2. Mechanical:

- 1) Mating Force: 5N~20N
- 2) Unmating Force: 8N~20N
- 3) Durability: 10,000 cycles

3. DIMENSIONS MARKED "▽"
TO BE CHECKED BY Q.C & IPQC.

4.PART NO.



5	SHELL	STAINLESS STEEL	1	PLATED NICKEL	X. ±0.35	X' ±2'	UNITS	mm
4	SHIELDING PLATE	STAINLESS STEEL	1		.X ±0.30	.X' ±1'	MAT'L	
3	MD	LCP+30%GF	1	UL94V-0	.XX ±0.20	.XX' ±0.5'	SEE NOTE	
2	CONTACT	COPPER ALLOY	16	PLATED GOLD/NICKEL	.XXX ±0.10	.XXX'	FINISH	
1	HOUSING	LCP+30%GF	1	UL94V-0			SEE NOTE	
NO	PARTS	MATERIAL	QTY	FINISHING			Q'TY	

THESE DRAWINGS AND SPECIFICATIONS ARE THE PROPERTY OF ACCURATE INNOTECH INC. AND SHALL NOT BE REPRODUCED, COPIED OR USED IN ANY MANNER WITHOUT THE PRIOR WRITTEN CONSENT OF ACCURATE INNOTECH INC.



廣東科斯達電子科技有限公司

TITLE:	USB C F TYPE 单排SMT 16PIN L=6.5 四脚插板 CONN	PART NO.:	
DR:	Ricky 2017/11/15	DWG NO.:	
CHKD:	Ricky 2017/11/15	SCALE	1:1
APPD:		SHEET	1/1
		REV.	B
		CUSTOMER DRAWING	