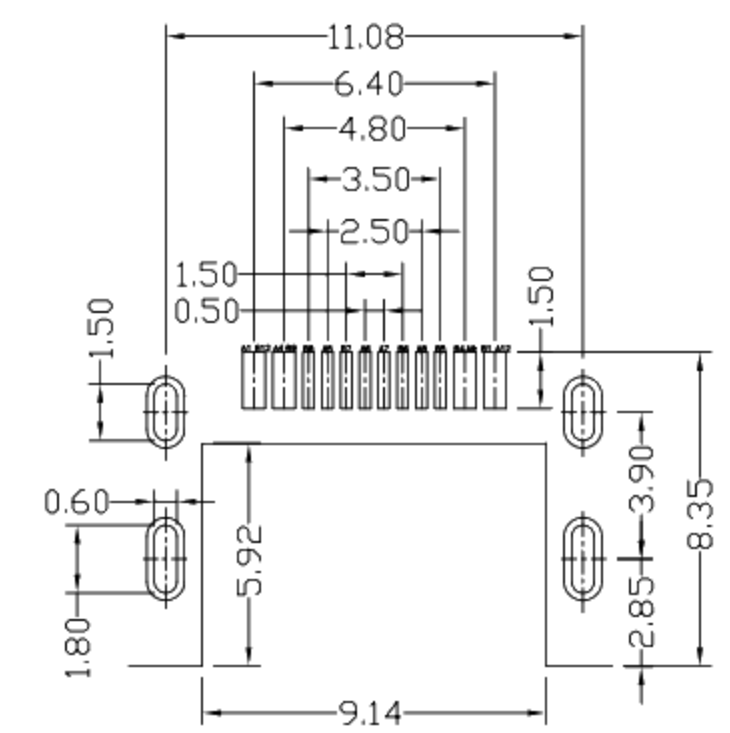
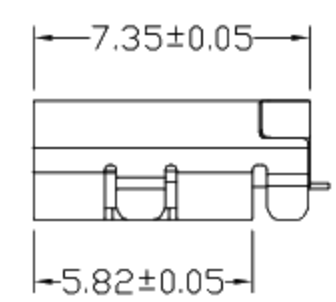
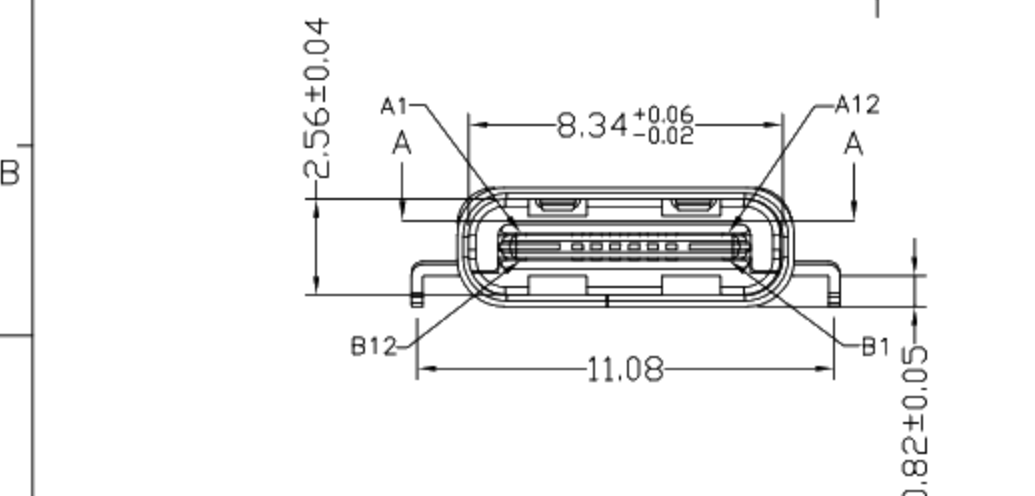
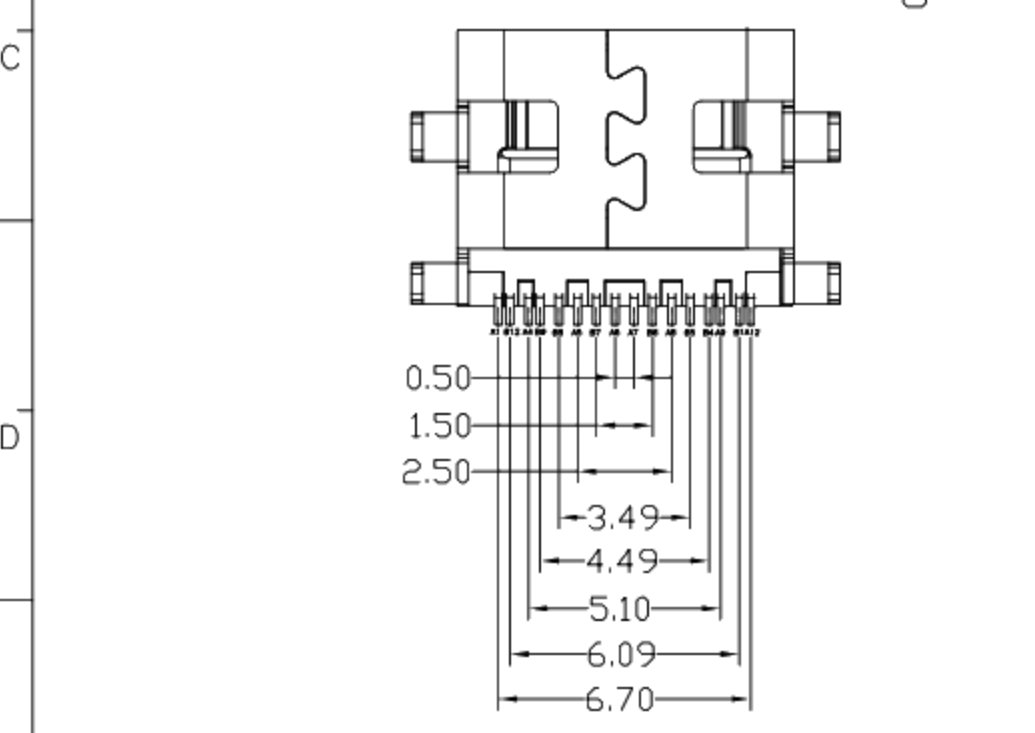


RoHS Compliant
2002/95/EC
Process Capable

REV.	ECN.	NO.	APPD.



RECOMMENDED P.C.B. LAYOUT
TOLERANCE UNSPECIFIED ±0.05mm



A1	GND	B12	GND
A4	VBUS	B9	VBUS
A5	CC1	B8	SBU2
A6	DP1	B7	DN2
A7	DN1	B6	DP2
A8	SBU1	B5	CC2
A9	VBUS	B4	VBUS
A12	GND	B1	GND
PIN	SIGNAL NAME	PIN	SIGNAL NAME

NOTES:
 1. ELECTRICAL:
 1) CURRENT RATING: 3AMP MAX;
 2) INSULATION RESISTANCE: 100MΩ MIN 250V DC;
 3) CONTACT RESISTANCE: 40mΩ MAX;
 4) WITHSTANDING VOLTAGE: 100V AC;
 5) OPERATING TEMPERATURE: -30°C TO +85°C.
 2. Mechanical:
 1) Mating Force: 20N MAX.
 2) Unmating Force: 6N MIN.
 3. DIMENSIONS MARKED "▼"
 TO BE CHECKED BY Q.C & IPQC.

4.PART NO.
 1Au 1U*
 2Au 3U*
 5Au 15u*
 6Au 30U*
 1PBT
 2PA6T
 3PA9T
 4LCP
 W-WHITE
 B-BLACK

5				.X ±0.30	.X' ±1'	UNITS	mm
4	HOOK	STAINLESS STEEL	1	.XX ±0.20	.XX'	MAT'L	
3	SHELL	STAINLESS STEEL	1	.XXX ±0.10	.XXX'	SEE NOTE	
2	TERMINAL	COPPER ALLOY	16			FINISH	
1	HOUSING	LCP+30%GF	1			SEE NOTE	
NO	PARTS	MATERIAL	QTY	FINISHING		Q'TY	

THESE DRAWINGS AND SPECIFICATIONS ARE THE PROPERTY OF ACCURATE INNOTECH INC AND SHALL NOT BE REPRODUCED, COPIED OR USED IN ANY MANNER WITHOUT THE PRIOR WRITTEN CONSENT OF ACCURATE INNOTECH INC

廣東科斯達電子科技有限公司

TITLE:	USB TYPE CF 短体7.35 单排16P 沉板0.8 有弹	PART NO.:	
DR:	Ricky 2017/12/08	DWG NO.:	
CHKD:	Ricky 2017/12/08	SCALE	1:1
APPD:		SHEET	1/1
		REV.	B
		CUSTOMER DRAWING	