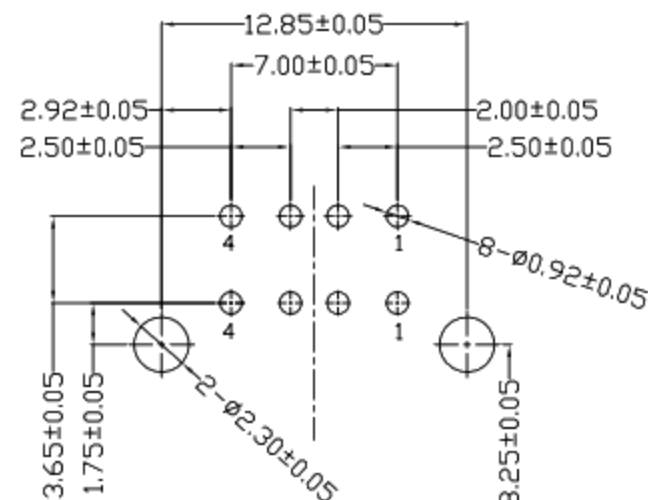
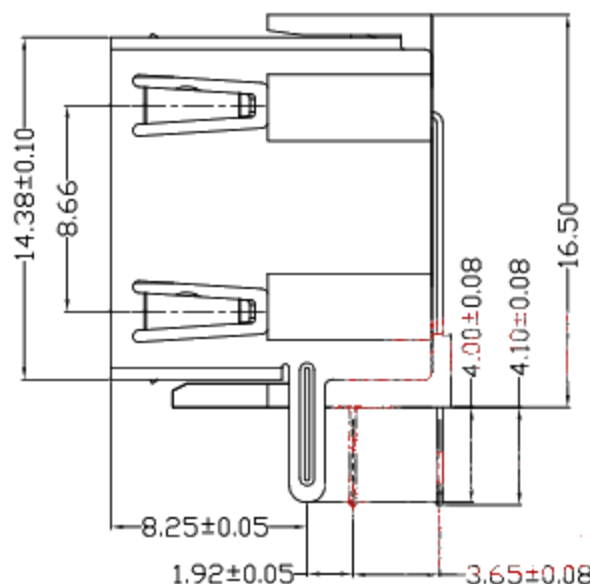
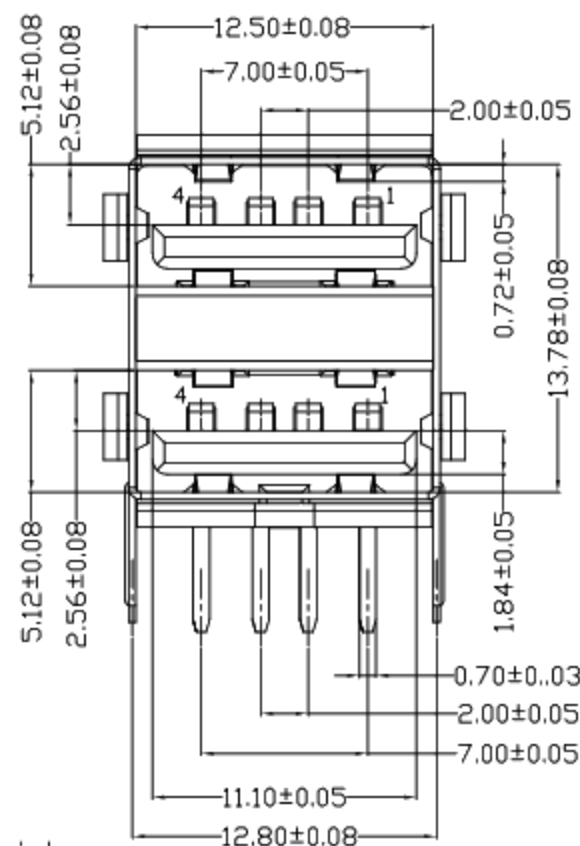
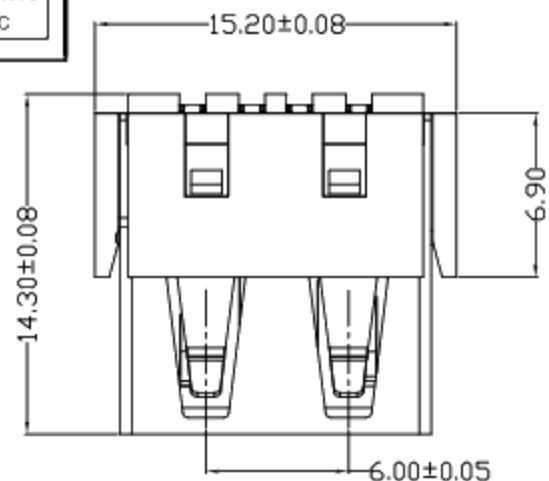




RoHS  
Compliant  
2002/95/EC

REV	LTR	DESCRIPTION	DATE	REVISER	APPD



RECOMMENDED PCB LAYOUT

NOTES:

1.ELECTRICAL:

- 1)VOLTAGE CURRENT RATING:2AMP,30V DC;
- 2)INSULATION RESISTANCE: 1000MΩ MIN;
- 3)CONTACT RESISTANCE: 30mΩ MAX;
- 4)WITHSTANDING VOLTAGE: 500V AC FOR 1MIN;
- 5)OPERATING TEMPERATURE:-30°C TO +85°C.

2.Mechanical:

- 1)Mating Force: 35N MAX
- 2)Unmating Force: 10N MIN.

3.DIMENSIONS MARKED "▽"

TO BE CHECKED BY Q.C & IPQC.

4. PART NO.

1:Au 1U"	W:WHITE
6:Au 30U"	B:BLACK
	1PBT
	2PA6T
	3PA9T
	4LCP

Bill of materials:

NO	PARTS	MATERIAL	QTY	FINISHING
5				
4				
3	HOUSING	PBT+30%GF	1	UL94V-0
2	SHELL	COPPER ALLOY / SPCC	1	PLATED NICKEL
1	TERMINAL	COPPER ALLOY	4	PLATED GOLD/TIN

X.	±0.15	X.*	±5'	UNITS	mm
.X	±0.10	.X'	±2'	MAT'L	
.XX	±0.05	.XX'	±1'	SEE NOTE	
.XXX	±0.03	.XXX'	±0.5'	FINISH	
				SEE NOTE	
				Q'TY	

THESE DRAWINGS AND SPECIFICATIONS ARE THE PROPERTY OF ACCURATE INNOTECH INC AND SHALL NOT BE REPRODUCED, COPIED OR USED IN ANY MANNER WITHOUT THE PRIOR WRITTEN CONSENT OF ACCURATE INNOTECH INC

**廣東科斯達電子科技有限公司**

TITLE: USB AF 双层插体90度 反向半口

PART NO.:

DR: Ricky 2019/08/21

DWG NO.:

CHKD: Ricky 2019/08/21

APPD:

SCALE	SHEET	REV.	CUSTOMER DRAWING
1:1	1/1	B	