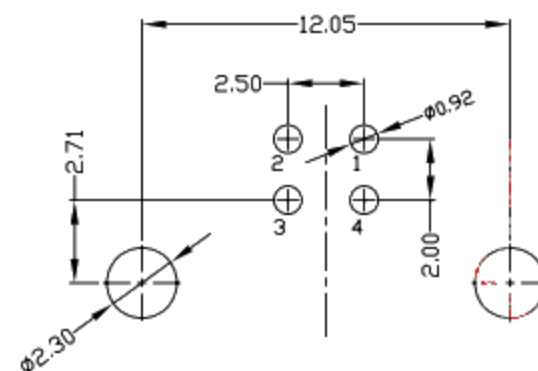
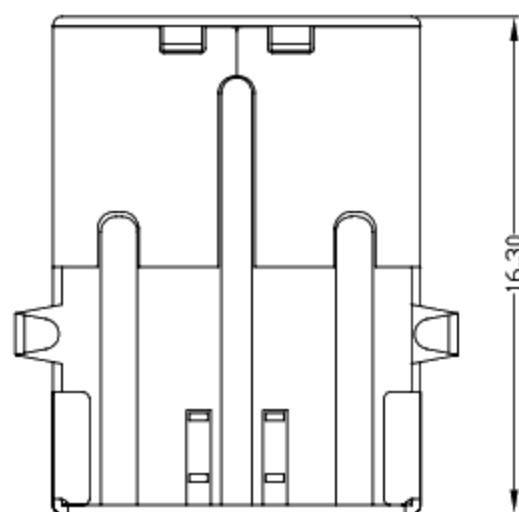
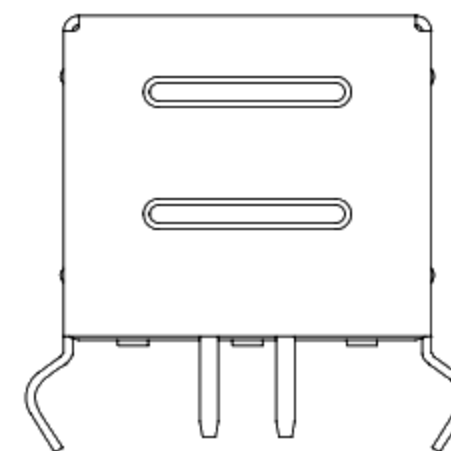
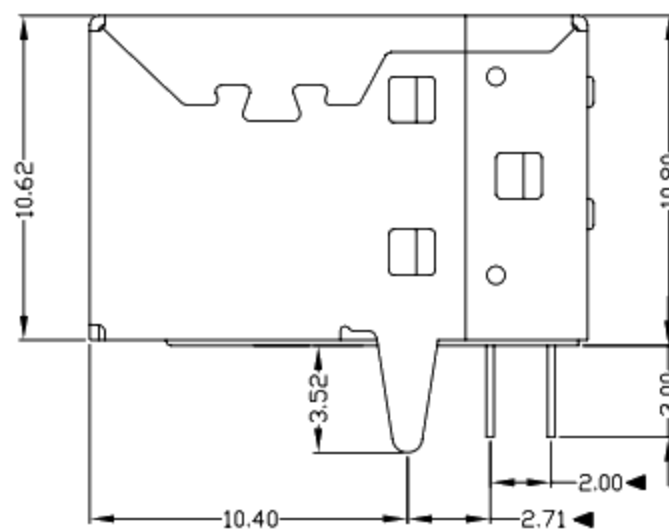
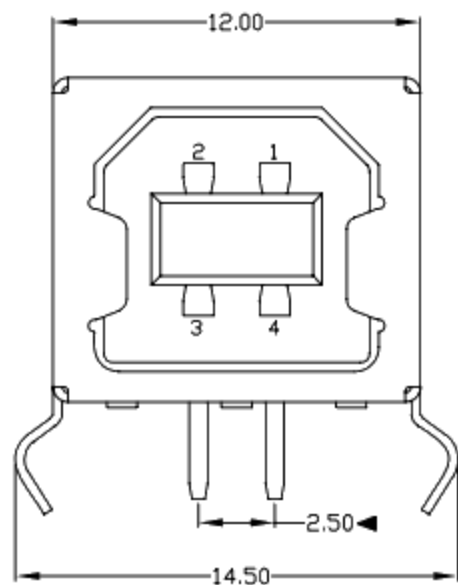




RoHS
Compliant
2002/95/EC

REV.	ECN. NO.	APPD.



RECOMMENDED PCB LAYOUT

NOTES:

- ELECTRICAL:
 - VOLTAGE CURRENT RATING: 2AMP, 30V AC;
 - INSULATION RESISTANCE: 1000MΩ MIN;
 - CONTACT RESISTANCE: 30mΩ MAX;
 - WITHSTANDING VOLTAGE: 500V AC;
 - OPERATING TEMPERATURE: -55°C TO +85°C.
- Mechanical:
 - Mating Force: 35N MAX
 - Unmating Force: 10N MIN.
- NOTE: 1. DIMENSIONS MARKED "▼" TO BE CHECKED BY Q.C & IPQC.
- PART NO.

1Au 1U'
6Au 30U'

W: WHITE
B: BLACK
1: PBT
2: PA6T
3: PA9T
4: LCP

Bill of materials:

NO	PARTS	MATERIAL	QTY	FINISHING		
4	BACK COVER	SPCC	1	PLATED NICKEL	X. ±0.35	X.* ±2'
3	HOUSING	PBT	1	UL94V-0	.X ±0.3	.X.* ±1'
2	SHELL	COPPER ALLOY	1	PLATED NICKEL	.XX ±0.25	.XX.*
1	TERMINAL	COPPER ALLOY	4	PLATED GOLD/TIN	.XXX ±0.15	.XXX.*

THESE DRAWINGS AND SPECIFICATIONS ARE THE PROPERTY OF ACCURATE INNOTECH INC AND SHALL NOT BE REPRODUCED, COPIED OR USED IN ANY MANNER WITHOUT THE PRIOR WRITTEN CONSENT OF ACCURATE INNOTECH INC.

UNITS	mm
MAT'L	SEE NOTE
FINISH	SEE NOTE
Q'TY	

廣東科斯達電子科技有限公司				
TITLE: USB B/F 90° DTP (弯脚)	PART NO.:			
DR: gan 2012/7/04	DWG NO.:			
CHKD: gan 2012/7/04	SCALE	SHEET	REV.	CUSTOMER DRAWING
APPD:	1:1	1/1	B	