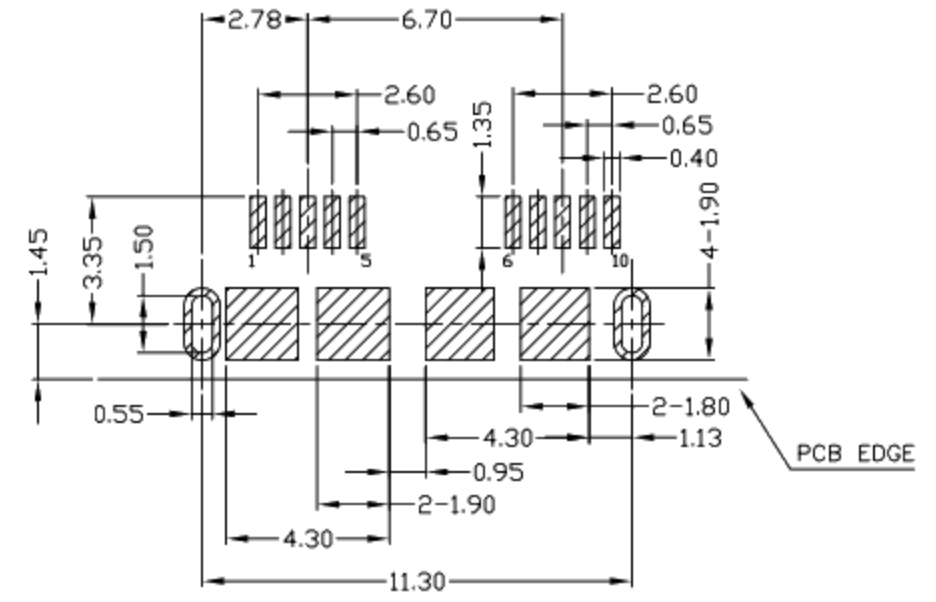
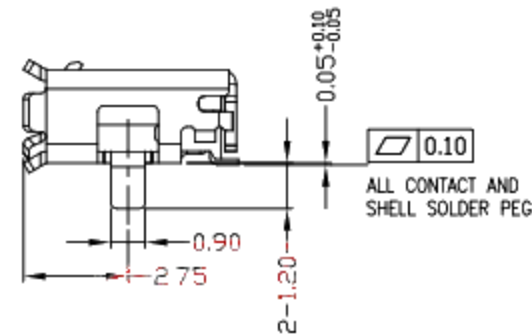
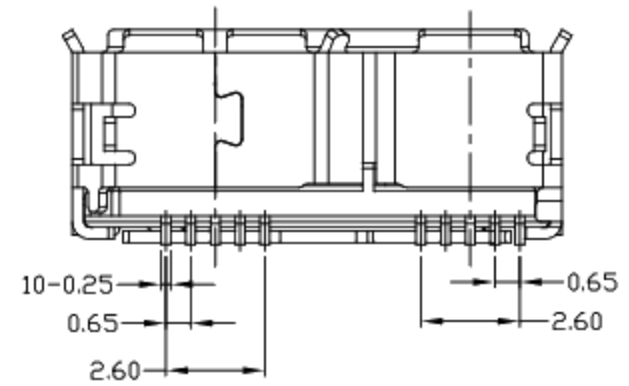
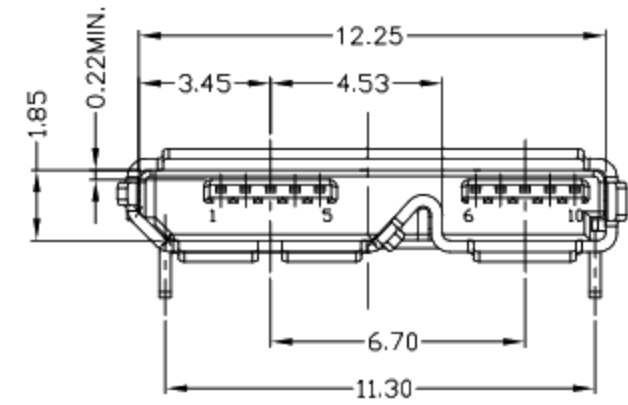
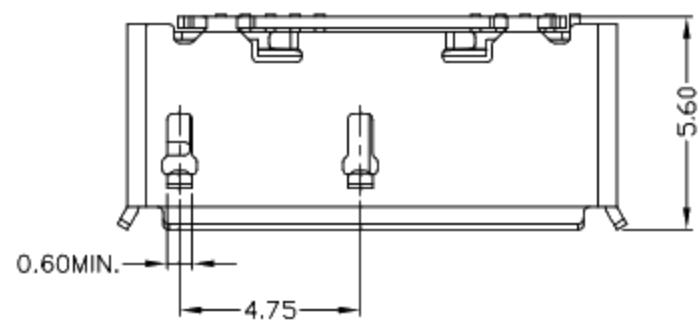




RoHS
Compliant
2002/95/EC

REV	LTR	DESCRIPTION	DATE	REVISER	APPD

PIN NUMBER	SIGNAL NAME
1	VBUS
2	D-
3	D+
4	ID
5	GND
6	MICB_SSTX-
7	MICB_SSTX+
8	GND_DRAIN
9	MICB_SSRX-
10	MICB_SSRX+
Shell	Shield



RECOMMENDED P.C.B LAYOUT

- NOTES:
- ELECTRICAL:
 - VOLTAGE CURRENT RATING: 1AMP, 30V AC;
 - INSULATION RESISTANCE: 100MΩ MIN;
 - CONTACT RESISTANCE: 30mΩ MAX;
 - WITHSTANDING VOLTAGE: 500V AC;
 - OPERATING TEMPERATURE: -40°C TO +85°C.
 - Mechanical:
 - Mating Force: 35N MAX
 - Unmating Force: 10N MIN.
 - DIMENSIONS MARKED "▼" TO BE CHECKED BY Q.C & IPQC.

4. PART NO.

1: Au 10"	W: WHITE
5: Au 150"	B: BLACK
6: Au 300"	1: PBT
	2: PA6T
	3: PA9T
	4: LCP

Bill of materials:

NO	PARTS	MATERIAL	QTY	FINISHING
3	SHELL	STAINLESS STEEL	1	PLATED NICKEL
2	HOUSING	LCP+30%GF	1	UL94V-0
1	TERMINAL	COPPER ALLOY	10	PLATED GOLD/TIN

X	X'	UNITS
±0.35	±2'	mm
±0.3	±1'	MAT'L
±0.25	±1'	SEE NOTE
±0.15	±1'	FINISH
		SEE NOTE
		Q'TY

廣東科斯達電子科技有限公司

TITLE: MICRO USB 3.0 B TYPE F DIP SHELL Ⅱ [K1.20160807] 1.30MM	PART NO.:
DR: gan 2017/08/06	DWG NO.:
CHKD: gan 2017/08/06	SCALE SHEET REV. CUSTOMER DRAWING
APPD:	1:1 1/1 B

THESE DRAWINGS AND SPECIFICATIONS ARE THE PROPERTY OF ACCURATE INNOTECH INC. AND SHALL NOT BE REPRODUCED, COPIED OR USED IN ANY MANNER WITHOUT THE PRIOR WRITTEN CONSENT OF ACCURATE INNOTECH INC.