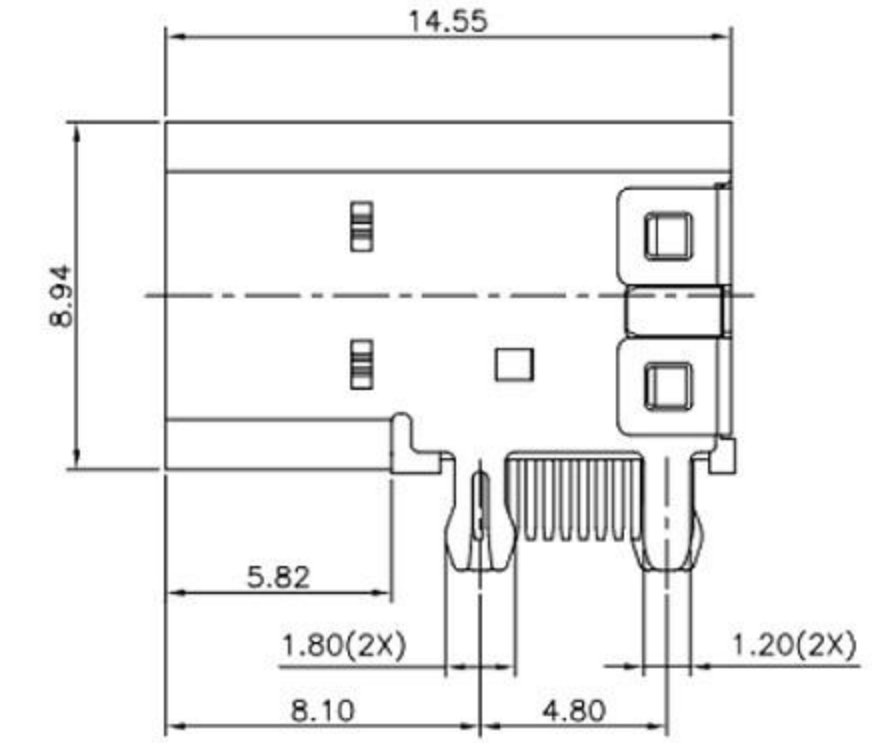
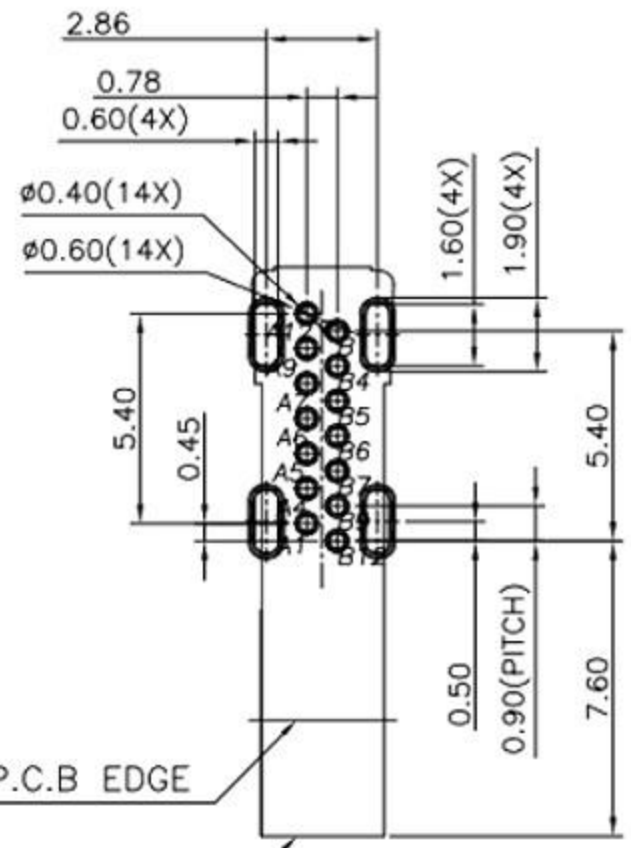
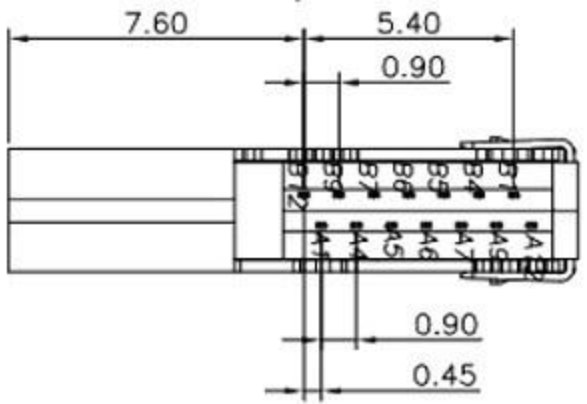
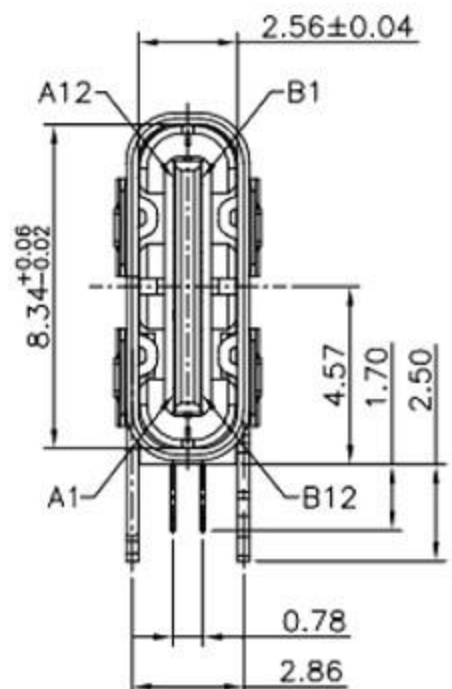
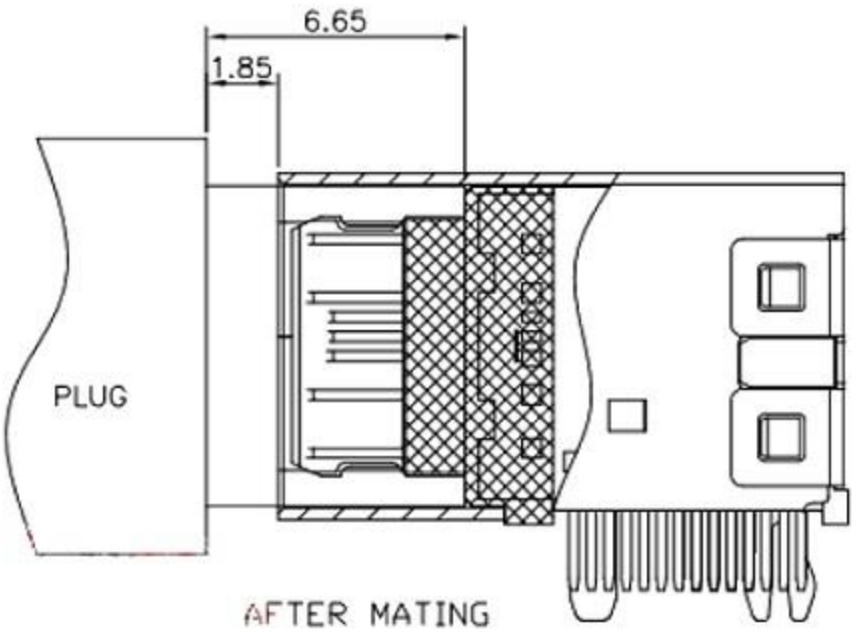


RoHS Compliant




RECOMMENDED PCB LAYOUT(TOP VIEW)  
THICKNESS 1.6±0.10MM;DEFAULT TOLERANCE:±0.05



NOTES:  
1.ELECTRICAL:  
1)CURRENT RATING: 5AMP 5.0VDC  
2)INSULATION RESISTANCE: 100MΩ MIN;  
3)CONTACT RESISTANCE: 40mΩ MAX;  
4)WITHSTANDING VOLTAGE: 100V AC FOR 1 MINUTE.  
5)OPERATING TEMPERATURE:-25°C TO +85°C.  
2.Mechanical:  
1)Insertion Force: 5N~20N  
2)Removal Force: 8N~20N  
3)Durability: 10,000 cycles  
3.DIMENSIONS MARKED '▼'  
TO BE CHECKED BY Q.C & IPQC.  
4.PART NO.

W:WHITE  
B:BLACK  
1Au 1U'  
2Au 3U'  
5Au 15u'  
6Au 30U'  
1PBT  
2PA6T  
3PA9T  
4LCP



USB TYPE-C PIN ASSIGNMENTS

PIN NUMBER	SIGNAL NAME	PIN NUMBER	SIGNAL NAME
A1	GND	B12	GND
A4	VBUS	B9	VBUS
A5	CC1		
A6	Dp1	B7	Dn2
A7	Dn1	B6	Dp2
		B5	CC2
A9	VBUS	B4	VBUS
A12	GND	B1	GND

NO.	PART NAME	QTY	MATERIAL	DESCRIPTION	REMARK
⑤	MID PLATE	1	STAINLESS STEEL	Au . PLATING.	T=0.15mm
④	SHELL	1	STAINLESS STEEL	Au . PLATING.	T=0.30mm
③	TERMINAL-B	1			T=0.12mm
②	TERMINAL-A	1	TABLE 2:	TABLE 2:	T=0.12mm
①	INSULATOR	1	HIGH TEMP	Black	

UNLESS OTHERWISE, GENERAL TOLERANCE:  
X.xxx ±0.10  
X.xx ±0.20  
X.x ±0.30  
X. ±0.38  
ANGULAR:  
X.xx ±1°  
X.x ±3°  
X. ±5°

**廣東科斯達電子科技有限公司**

TITLE: USB connector  
P/N: Detail See PART NO. LIST  
MODEL:  
DRAW NO.:

THIRD ANGLE PROJECTION  
UNIT: mm  
SCALE: 1:1  
SIZE: A4  
SHEET: 1/1

ECN NO.	REV.	DESCRIPTION	DATE	CHANGE	APPROVAL	DATE
JH2016-080	X2	隨工程图上升版本次	2016.06.15	陈少兵	DESIGN	2016.06.15
JH2016-071	X1	新增规格	2016.06.10	陈少兵	CHECK	2016.06.15
20151224001	X	NEW DRAWING	2016.05.05	陈少兵	APPROVAL	2016.06.15