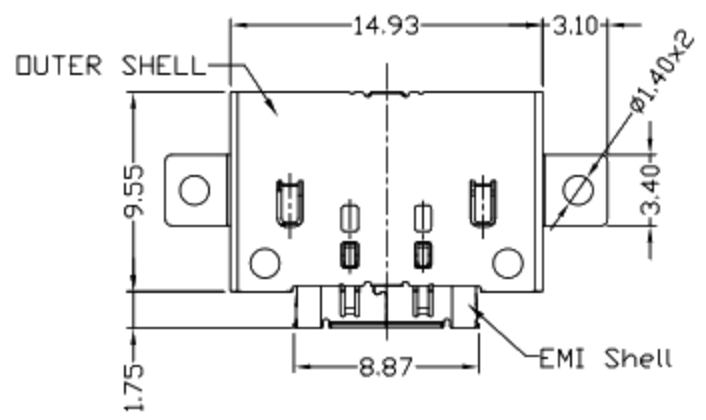


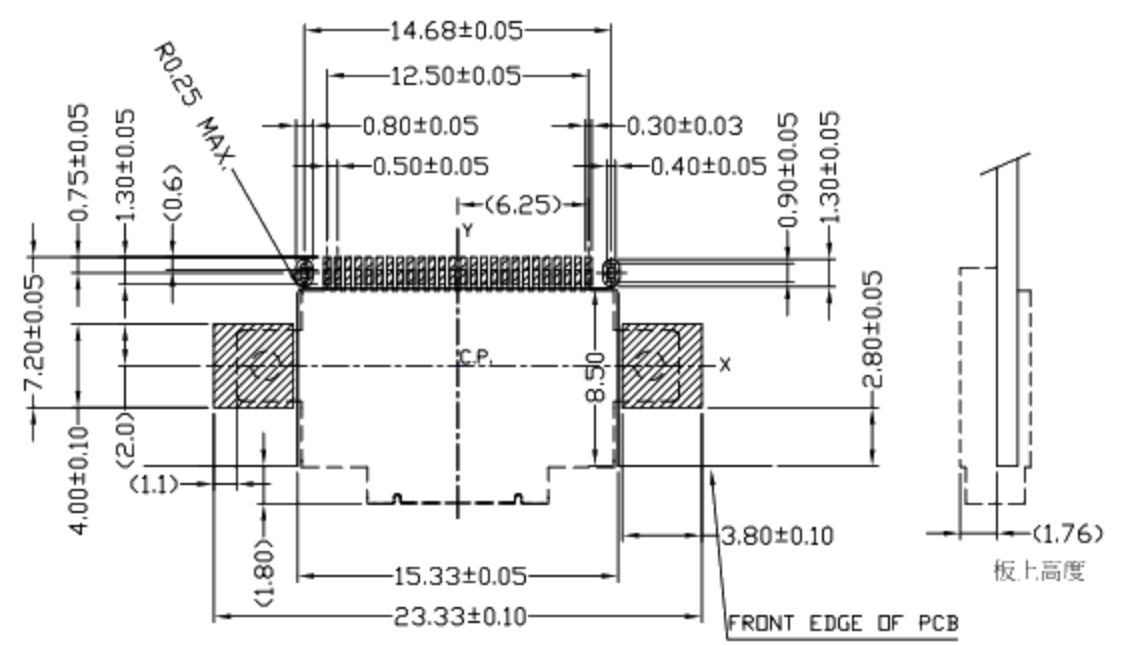
RoHS Compliant
2002/95/EC
Halogen Free

REV	LTR	DESCRIPTION	DATE	REVISER	APPD

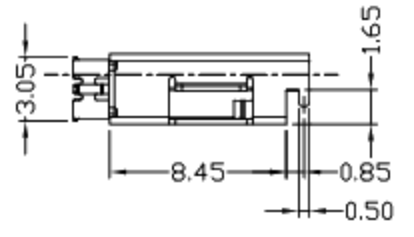
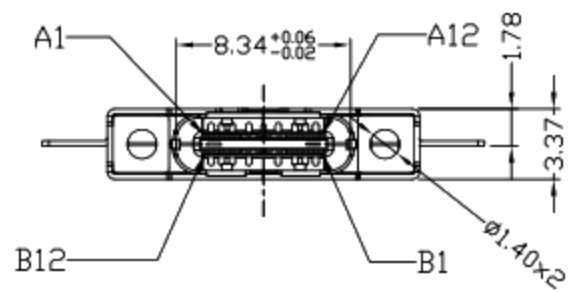
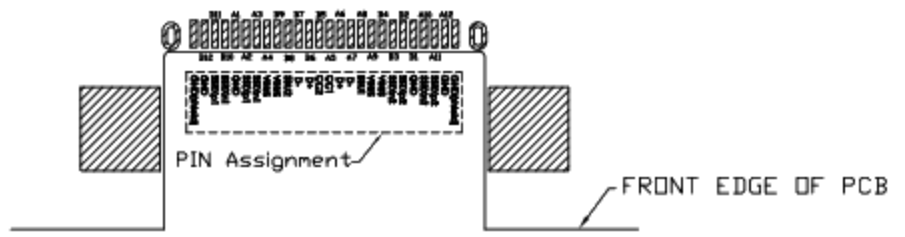


PIN NO.	SIGNAL NAME	PIN NO.	SIGNAL NAME
A1	GND	B12	GND
A2	SSTXp1	B11	SSRXp1
A3	SSTXn1	B10	SSRXn1
A4	VBUS	B9	VBUS
A5	CC1	B8	SBU2
A6	D+	B7	D-
A7	D-	B6	D+
A8	SBU1	B5	CC2
A9	VBUS	B4	VBUS
A10	SSRXn2	B3	SSTXn2
A11	SSRXp2	B2	SSTXp2
A12	GND	B1	GND

PIN Assignment



RECOMMENDED P.C.B LAYOUT



NOTES:

- ELECTRICAL:
 - VOLTAGE CURRENT RATING: 5AMP, 20V AC/DC;
 - INSULATION RESISTANCE: 100MΩ MIN;
 - CONTACT RESISTANCE: 30mΩ MAX;
 - WITHSTANDING VOLTAGE: 100V AC/1minute;
 - OPERATING TEMPERATURE: -25°C TO +85°C.
- MECHANICAL:
 - Mating Force: 5N~20N MAX.
 - Unmating Force: 8N~20N MIN.
- DIMENSIONS MARKED "▼" TO BE CHECKED BY Q.C & IPQC.

4. PART NO.

- 1: Au 1U"
- 5: Au 5U"
- 6: Au 30U"
- W: WHITE
- B: BLACK
- 1: PBT
- 2: PA6T
- 3: PA9T
- 4: LCP

Bill of materials:

NO	PARTS	MATERIAL	QTY	FINISHING
5	TERMO OUTER SHELL INAL	STAINLESS STEEL	1	PLATED NICKEL/GOLD
4	TERMEMI SHELL INAL	STAINLESS STEEL	1	PLATED NICKEL
3	GROUND PLATES	COPPER ALLOY	1	PLATED TIN
2	CONTACT	COPPER ALLOY	26	PLATED GOLD
1	HOUSING	PA9T+30%GF	1	UL94V-0

	.X ±0.25	X' ±2'	UNITS
	.XX ±0.15	.X' ±1'	mm
	.XXX ±0.05	.XX'	MAT'L
		.XXX'	SEE NOTE
			FINISH
			SEE NOTE
			Q'TY

THESE DRAWINGS AND SPECIFICATIONS ARE THE PROPERTY OF ACCURATE INNOTECH INC. AND SHALL NOT BE REPRODUCED, COPIED OR USED IN ANY MANNER WITHOUT THE PRIOR WRITTEN CONSENT OF ACCURATE INNOTECH INC.

廣東科斯達電子科技有限公司

TITLE: USB 3.1 TYPE C F SMT 沉板 26PIN單排	PART NO.:			
DR: Ricky 2017/10/05	DWG NO.:			
CHKD: Ricky 2017/10/05	SCALE	SHEET	REV.	CUSTOMER DRAWING
APPD:	1:1	1/1	B	