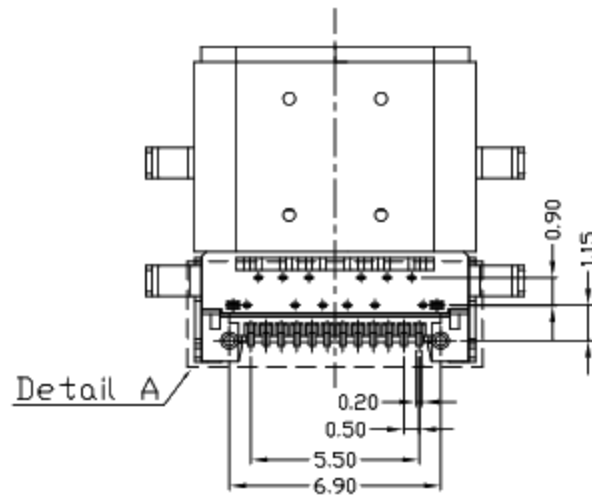
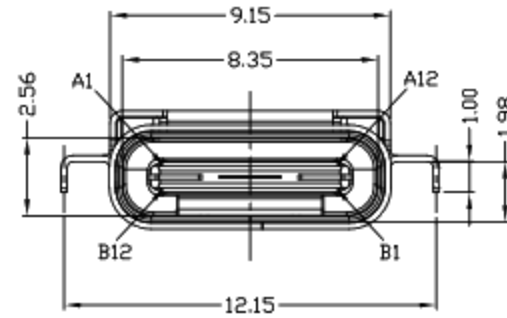
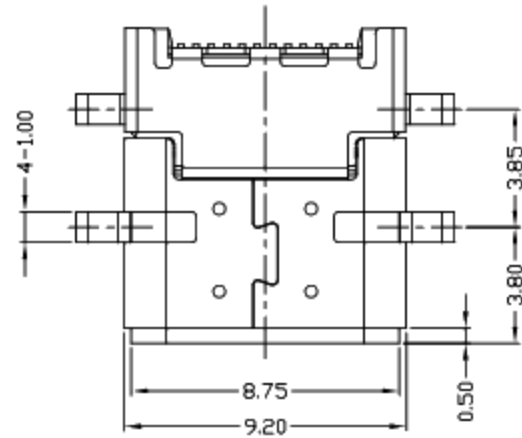


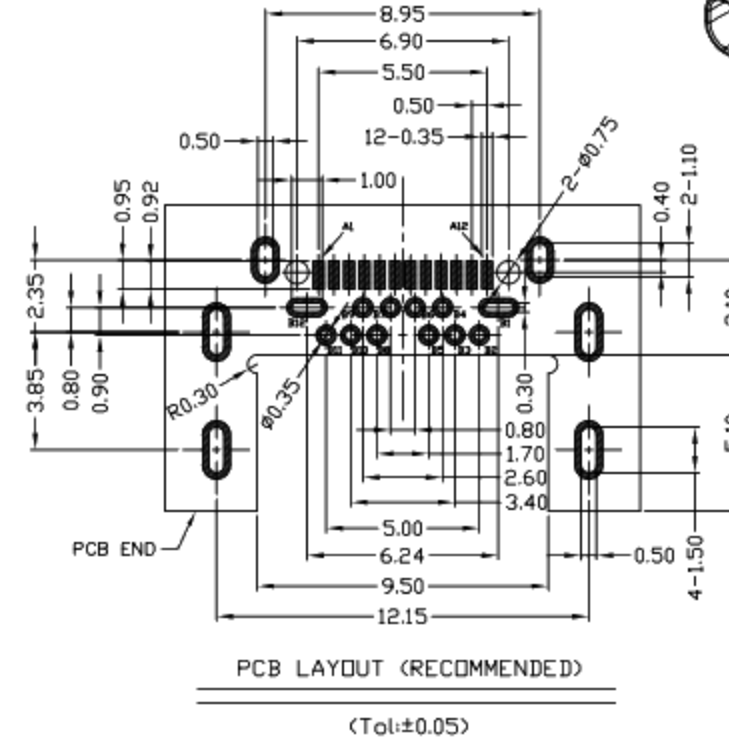
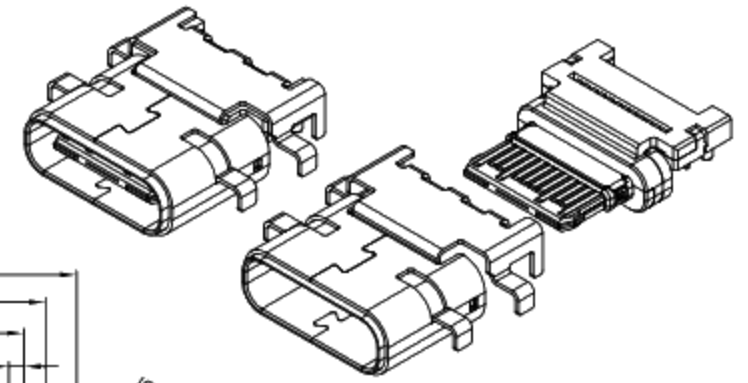
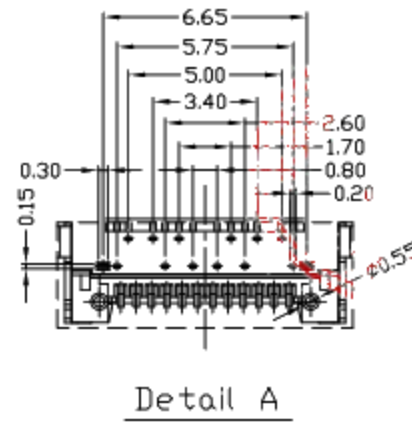
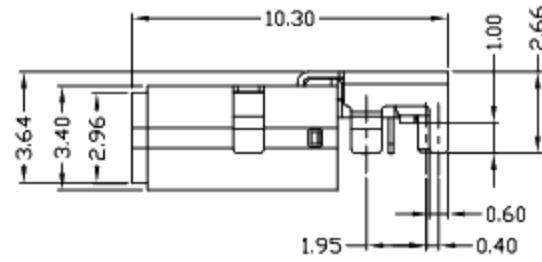


RoHS Compliant
2002/95/EC

REV.	ECN.	NO.	APPD.



PIN	Signal Name	PIN	Signal Name
A1	GND	B12	GND
A2	SSTXp1	B11	SSRXp1
A3	SSTXn1	B10	SSRXn1
A4	VBUS	B9	VBUS
A5	CC1	B8	SBU2
A6	Dp1	B7	Dn2
A7	Dn1	B6	Dp2
A8	SBU1	B5	CC2
A9	VBUS	B4	VBUS
A10	SSRXn2	B3	SSTXn2
A11	SSRXp2	B2	SSTXp2
A12	GND	B1	GND



NOTES:

- ELECTRICAL:
 - CURRENT RATING: 1.5AMP;
 - INSULATION RESISTANCE: 100MΩ MIN;
 - CONTACT RESISTANCE: 40mΩ MAX;
 - WITHSTANDING VOLTAGE: 100V AC;
 - OPERATING TEMPERATURE: -30°C TO +80°C.
- Mechanical:
 - Mating Force: 5~20N MAX.
 - Unmating Force: 8~20N MIN.
 - Durability: 10000 cycles MIN.
- DIMENSIONS MARKED "▼" TO BE CHECKED BY Q.C & IPQC.

4. PART NO.

1Au 1U'	1PBT
2Au 3U'	2PA6T
5Au 15U'	3PA9T
6Au 30U'	4LCP

Bill of materials:

NO	PARTS	MATERIAL	QTY	FINISHING	UNITS	mm
6	SHRAPNEL	STAINLESS STEEL	1	PLATED NICKEL	X. ±0.35	X.* ±2'
5	HOOK	STAINLESS STEEL	1	PLATED NICKEL	.X ±0.3	.X' ±1'
4	SHELL-2	STAINLESS STEEL	1	PLATED NICKEL/TIN	.XX ±0.25	.XX'
3	SHELL-1	STAINLESS STEEL	1	PLATED NICKEL/TIN	.XXX ±0.15	.XXX'
2	TERMINAL	COPPER ALLOY	24	PLATED GOLD/TIN		
1	HOUSING	SYNTHETIC RESIN LCP+30%GF	1	UL94V-0		

THESE DRAWINGS AND SPECIFICATIONS ARE THE PROPERTY OF ACCURATE INNOTECH INC AND SHALL NOT BE REPRODUCED, COPIED OR USED IN ANY MANNER WITHOUT THE PRIOR WRITTEN CONSENT OF ACCURATE INNOTECH INC.

廣東科斯達電子科技有限公司

TITLE: USB CP TYPE L=0.3 沉板 前插后贴 双壳	PART NO.:
DR: gan 2018/06/23	DWG NO.:
CHKD: gan 2018/06/23	
APPD:	
SCALE: 1:1	SHEET: 1/1
REV: B	CUSTOMER DRAWING