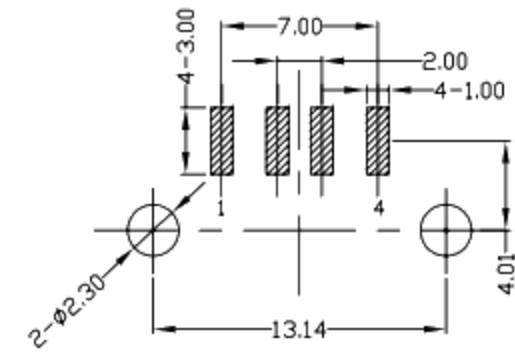
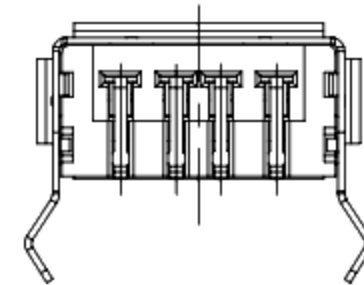
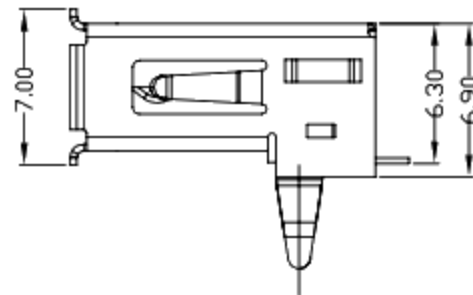
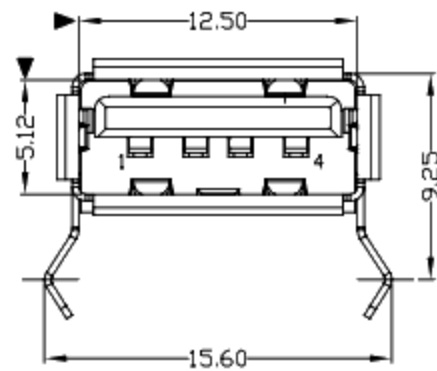
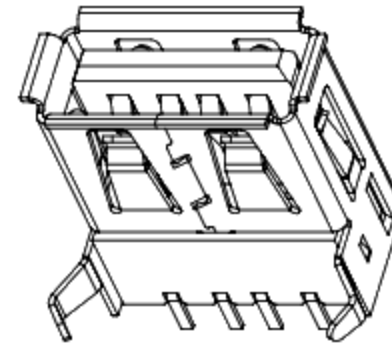
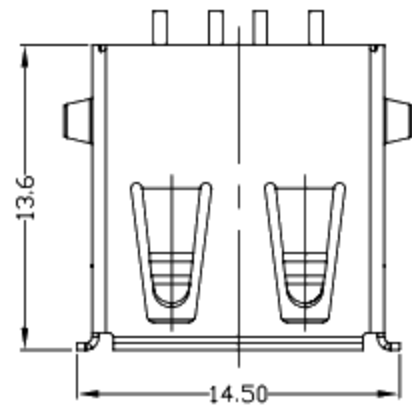


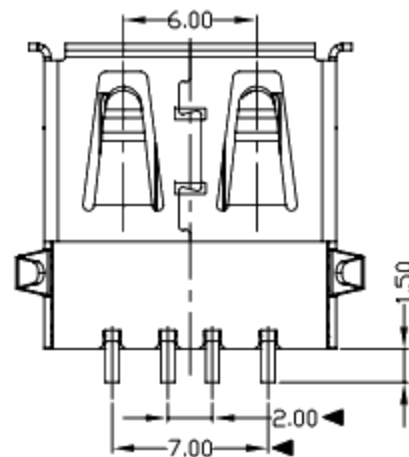


RoHS
Compliant
2002/95/EC

REV.	ECN.	NO.	APPD.



RECOMMENDED PCB LAYOUT



NOTES:

1. ELECTRICAL:

- 1) VOLTAGE CURRENT RATING: 2AMP, 30V AC;
- 2) INSULATION RESISTANCE: 1000MΩ MIN;
- 3) CONTACT RESISTANCE: 30mΩ MAX;
- 4) WITHSTANDING VOLTAGE: 500V AC;
- 5) OPERATING TEMPERATURE: -55°C TO +85°C.

2. Mechanical:

- 1) Mating Force: 35N MAX
- 2) Unmating Force: 10N MIN.

3. NOTE: 1. DIMENSIONS MARKED "▼" TO BE CHECKED BY Q.C & IPQC.

4. PART NO.

1: Au 1U*
6: Au 30U*

W: WHITE
B: BLACK
1: PBT
2: PA6T
3: PA9T
4: LCP

Bill of materials:

NO	PARTS	MATERIAL	QTY	FINISHING	X.	X.*	UNITS	廣東科斯達電子科技有限公司				
3	HOUSING	LCP	1	UL94V-0	±0.35	±2'	mm	TITLE: USB AF SMT型 一型弯脚无后盖 PART NO.: DR: gan 2012/6/30 DWG NO.: CHKD: gan 2012/6/30 APPD:				
2	SHELL	COPPER ALLOY	1	PLATED NICKEL	±0.3	±1'	MAT'L					SEE NOTE
1	TERMINAL	COPPER ALLOY	4	PLATED GOLD/TIN	±0.25	'	FINISH					SEE NOTE
					±0.15	'	Q'TY	SCALE SHEET REV. CUSTOMER 1:1 1/1 B DRAWING				

THESE DRAWINGS AND SPECIFICATIONS ARE THE PROPERTY OF ACCURATE INNOTECH INC AND SHALL NOT BE REPRODUCED, COPIED OR USED IN ANY MANNER WITHOUT THE PRIOR WRITTEN CONSENT OF ACCURATE INNOTECH INC

