

RoHS Compliant

NOTES:

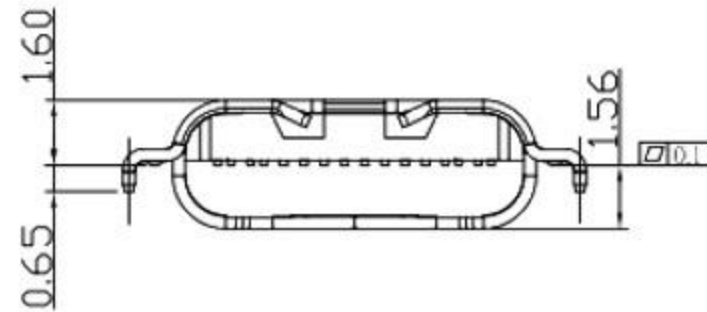
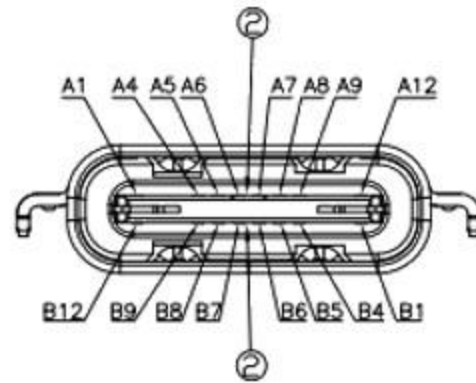
1.ELECTRICAL:

- 1)CURRENT RATING: 5A(VBUS PIN 1.5A/PIN), 5A(GND PIN 1.25A/PIN MAX),0.25A/PIN(OTHER PIN) ;
- 2)INSULATION RESISTANCE: 100MΩ MIN 250V DC;
- 3)CONTACT RESISTANCE: INITIAL 40mΩ MAX; AFTER 50mΩ MAX;
- 4)WITHSTANDING VOLTAGE: 100V AC MIN;
- 5)OPERATING TEMPERATURE:-40°C TO +80°C.

2.Mechanical:

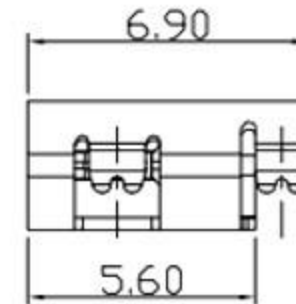
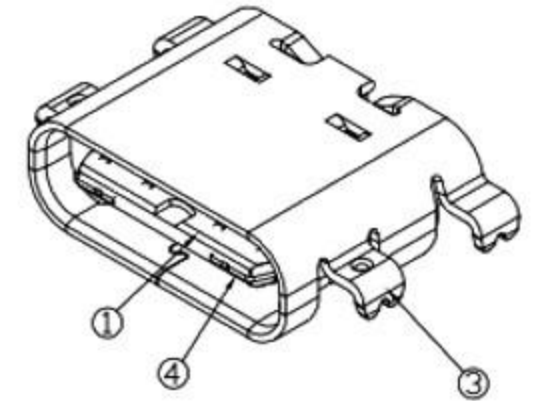
- 1)Mating Force: 5N~20N MAX.
- 2)Unmating Force: 8N~20N(INITIAL) 6N~20N(AFTER 10000 CYCLES) MIN.
- 3)Durability: 10,000 CYCLES.;

3.DIMENSIONS MARKED "▼"
TO BE CHECKED BY Q.C & IPQC.
4.PART NO.



1Au 1U"
2Au 3U"
5Au 15U"
6Au 30U"

WHITE
BLACK
1PBT
2PA6T
3PA5T
4LCP



A1	GND	B12	GND
A4	VBUS	B9	VBUS
A5	CC1	B8	SBU2
A6	D+1	B7	D-
A7	D-	B6	D+
A8	SBU1	B5	CC2
A9	VBUS	B4	VBUS
A12	GND	B1	GND
PIN	SIGNAL NAME	PIN	SIGNAL NAME

⑤	MID PLATE	1	STAINLESS STEEL	Au . PLATING.	T=0.15mm
④	SHELL	1	STAINLESS STEEL	Au . PLATING.	T=0.30mm
③	TERMINAL-B	1	TABLE 2:	TABLE 2:	T=0.12mm
②	TERMINAL-A	1	TABLE 2:	TABLE 2:	T=0.12mm
①	INSULATOR	1	HIGH TEMP	Black	

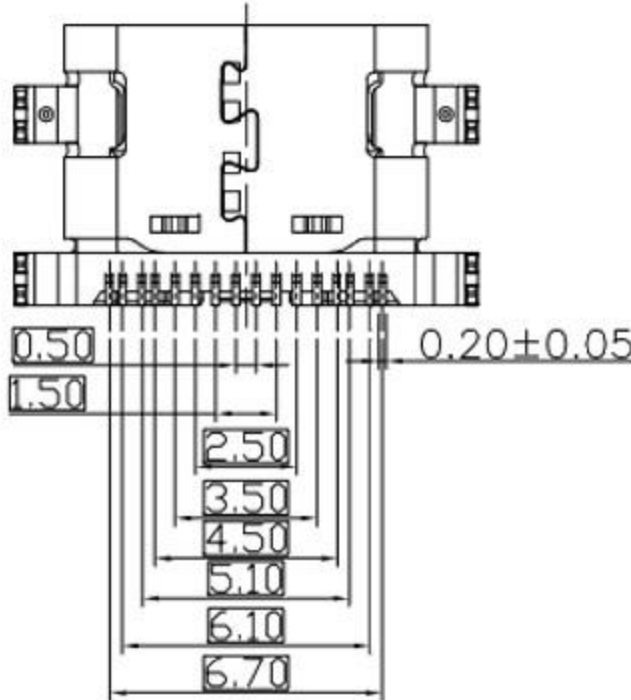
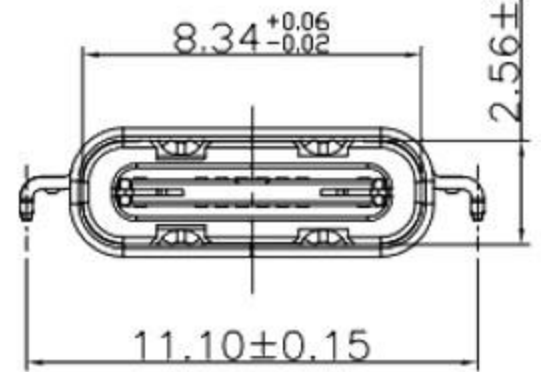
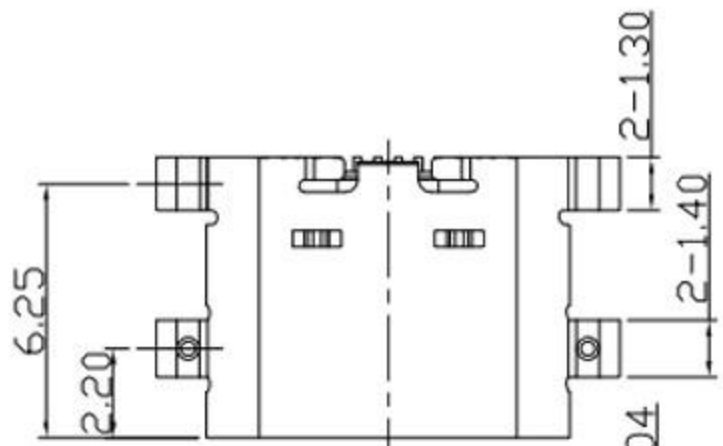
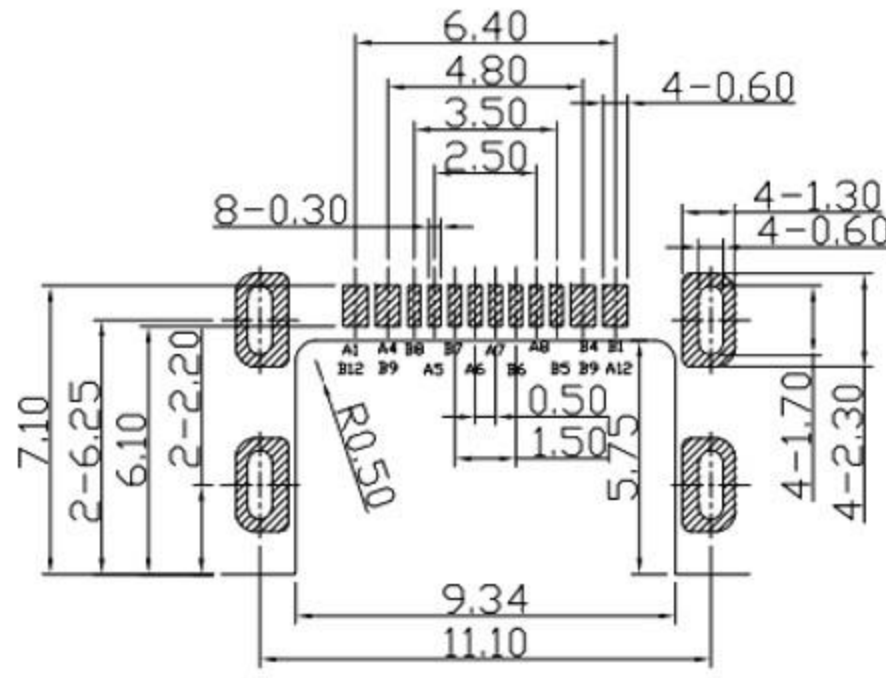
NO.	PART NAME	QTY	MATERIAL	DESCRIPTION	REMARK
-----	-----------	-----	----------	-------------	--------

UNLESS OTHERWISE,
GENERAL TOLERANCE:
X.xxx ±0.10
X.xx ±0.20
X.x ±0.30
X. ±0.38
ANGULAR:
X.xx ±1°
X.x ±3°
X. ±5°

廣東科斯達電子科技有限公司

TITLE: USB connector	P/N: Detail See PART NO. LIST
MODEL:	DRAW NO.:
THIRD ANGLE PROJECTION	UNIT: mm
SCALE: 1:1	SIZE: A4
SHEET: 1/1	

RECOMMENDED PCB LAYOUT



JH2016-080	X2	隨工程圖上升版本次	2016.06.15	陳少兵	DESIGN	陳少兵	2016.06.15
JH2016-071	X1	新增規格	2016.06.10	陳少兵	CHECK	鄭小偉	2016.06.15
20151224001	X	NEW DRAWING	2016.05.05	陳少兵	APPROVAL	呂海濤	2016.06.15
ECN NO.	REV.	DESCRIPTION	DATE	CHANGE	APPROVAL		