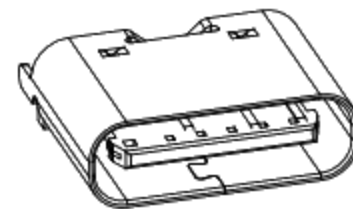
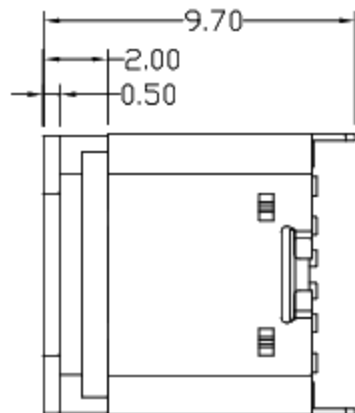
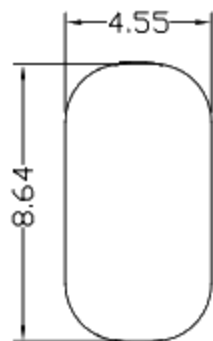
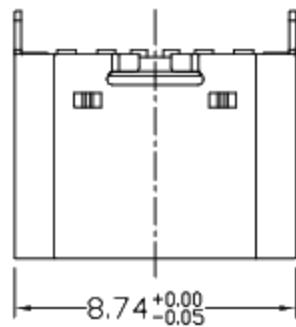


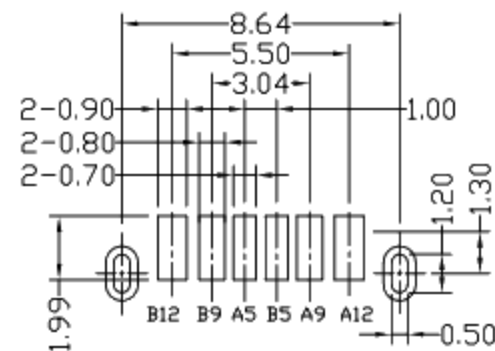
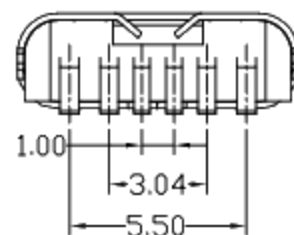
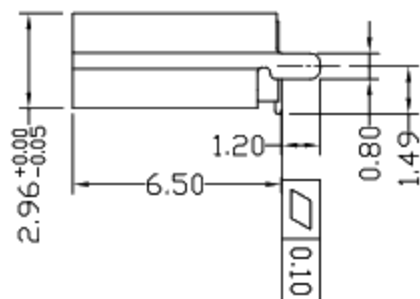
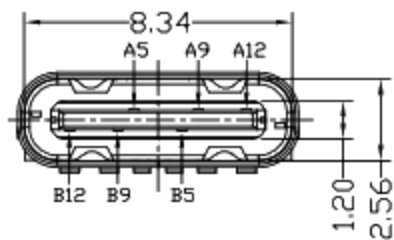


RoHS
Compliant
2002/95/EC

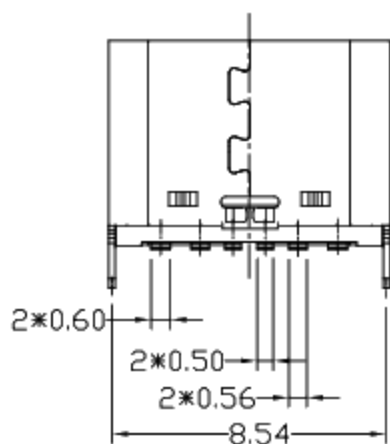
REV.	ECN. NO.	APPD.



加胶帽示意图



RECOMMENDED P.C.B. LAYOUT
TOLERANCE UNSPECIFIED ±0.05mm



NOTES:

1.ELECTRICAL:

- 1)CURRENT RATING: 3A MAX.
- 2)INSULATION RESISTANCE: 100MΩ MIN;
- 3)CONTACT RESISTANCE: 40mΩ MAX;
- 4)WITHSTANDING VOLTAGE: 100V AC
- 5)OPERATING TEMPERATURE:-30°C TO +85°C.

2.Mechanical:

- 1)Mating Force: 5N~20N
- 2)Unmating Force: 8N~20N
- 3)Durability: 10,000 cycles

3.DIMENSIONS MARKED "▼"
TO BE CHECKED BY Q.C & IPQC.

4.PART NO.

- 1Au 1U'
- 2Au 3U'
- 5Au 15U'
- 6Au 30U'

- 1PBT
- 2PA6T
- 3PA9T
- 4LCP

A5	CC1	B12	GND
A9	VBUS	B9	VBUS
A12	GND	B5	CC2
PIN	SIGNAL NAME	PIN	SIGNAL NAME

5	COVER	LCP+30%GF	1	UL94V-0	.X ±0.30	.X' ±2'	UNITS	mm
4	SHIELDING PLATE	STAINLESS STEEL	1		.XX ±0.20	.XX' ±1'	MAT'L	
3	SHELL	STAINLESS STEEL	1	PLATED NICKEL	.XXX ±0.10	.XXX' ±0.5'	SEE NOTE	
2	CONTACT	COPPER ALLOY	6	PLATED GOLD/TIN			FINISH	
1	HOUSING	LCP+30%GF	1	UL94V-0			SEE NOTE	
NO	PARTS	MATERIAL	QTY	FINISHING			Q'TY	

THESE DRAWINGS AND SPECIFICATIONS ARE THE PROPERTY OF ACCURATE INNOTECH INC. AND SHALL NOT BE REPRODUCED, COPIED OR USED IN ANY MANNER WITHOUT THE PRIOR WRITTEN CONSENT OF ACCURATE INNOTECH INC.



廣東科斯達電子科技有限公司

TITLE:	USB Type-CF 6P 直立式 SMT	PART NO.:	
DR:	Ricky 2019/08/16	DWG NO.:	
CHKD:	Ricky 2019/08/16	SCALE	1:1
APPD:		SHEET	1/1
		REV.	B
		CUSTOMER DRAWING	