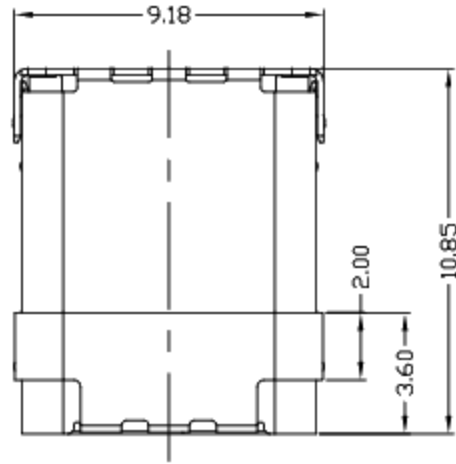


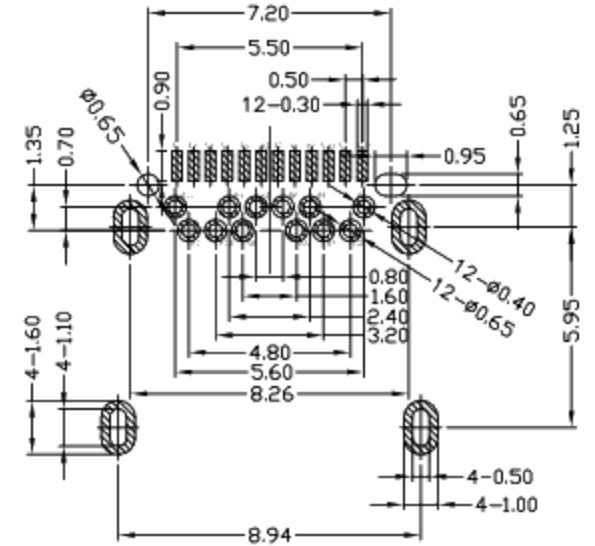
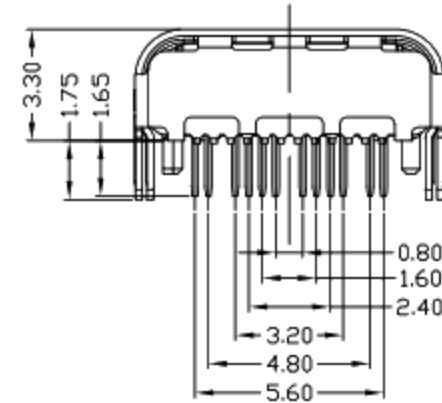
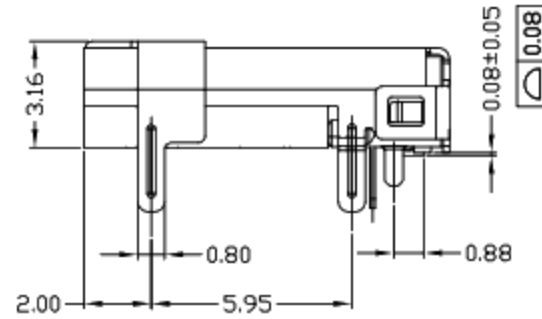
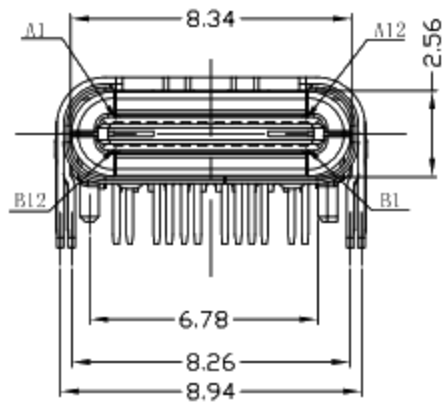
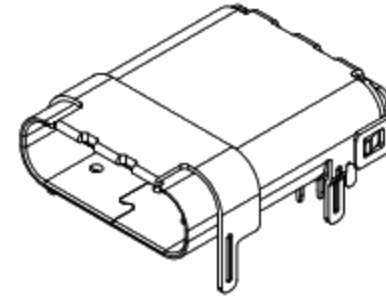


RoHS
Compliant
2002/95/EC

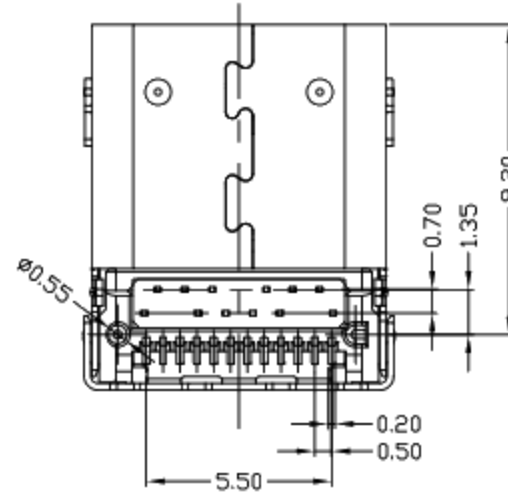
| REV. | ECN. | NO. | APPD. |
|------|------|-----|-------|
| | | | |
| | | | |
| | | | |



| A | | B | |
|----|------|----|------|
| 1 | GND | 12 | GND |
| 2 | TX1+ | 11 | RX1+ |
| 3 | TX1- | 10 | RX1- |
| 4 | VBUS | 9 | VBUS |
| 5 | CC1 | 8 | SBU2 |
| 6 | D+ | 7 | D- |
| 7 | D- | 6 | D+ |
| 8 | SBU1 | 5 | CC2 |
| 9 | VBUS | 4 | VBUS |
| 10 | RX2- | 3 | TX2- |
| 11 | RX2+ | 2 | TX2+ |
| 12 | GND | 1 | GND |



RECOMMENDED P.C.B LAYOUT
PCB THICKNESS 1.0±0.05mm



NOTES:

- ELECTRICAL:**
 - CURRENT RATING: 5A FOR VBUS PIN; 1.25A FOR VCONN PIN.
 - INSULATION RESISTANCE: 100MΩ MIN;
 - CONTACT RESISTANCE: 40mΩ Max FOR INITIAL. 10mΩ CHANGE AFTER TEST. MEASURE AT 20mV, 100mA.
 - WITHSTANDING VOLTAGE: 100V AC R.M.S.
 - OPERATING TEMPERATURE: -40°C TO +85°C.
- Mechanical:**
 - MATING FORCE: 5~20 N.
 - UNMATED FORCE: 8~20N AFTER TEST
 - DURABILITY: 10,000 CYCLES
- DIMENSIONS MARKED "▼" TO BE CHECKED BY Q.C & IPQC.**

4. PART NO.

| | |
|------------|---------|
| 1: Au 1U' | 1: PBT |
| 2: Au 3U' | 2: PA6T |
| 5: Au 15U' | 3: PA9T |
| 6: Au 30U' | 4: LCP |

Bill of materials:

| NO | PARTS | MATERIAL | QTY | FINISHING |
|----|----------|-----------------|-----|-------------------|
| 5 | SHRAPNEL | STAINLESS STEEL | 1 | PLATED NICKEL |
| 4 | HOOK | STAINLESS STEEL | 2 | PLATED NICKEL |
| 3 | SHELL | STAINLESS STEEL | 1 | PLATED NICKEL/TIN |
| 2 | TERMINAL | COPPER ALLOY | 24 | PLATED GOLD/TIN |
| 1 | HOUSING | LCP+30%GF | 1 | UL94V-0 |

| UNITS | mm |
|------------|---------|
| X. ±0.35 | X.' ±2' |
| .X ±0.3 | .X' ±1' |
| .XX ±0.25 | .XX' |
| .XXX ±0.15 | .XXX' |

THESE DRAWINGS AND SPECIFICATIONS ARE THE PROPERTY OF ACCURATE INNOTECH INC AND SHALL NOT BE REPRODUCED, COPIED OR USED IN ANY MANNER WITHOUT THE PRIOR WRITTEN CONSENT OF ACCURATE INNOTECH INC.

UNITS mm

MAT'L SEE NOTE

FINISH SEE NOTE

Q'TY

廣東科斯達電子科技有限公司

TITLE: USB 3.1 C TYPE 母头 板上 L=10.8MM 排距10.70MM

PART NO.:

DR: gan 2017/7/30

CHKD: gan 2017/7/30

APPD:

DWG NO.:

| SCALE | SHEET | REV. | CUSTOMER DRAWING |
|-------|-------|------|------------------|
| 1:1 | 1/1 | B | |