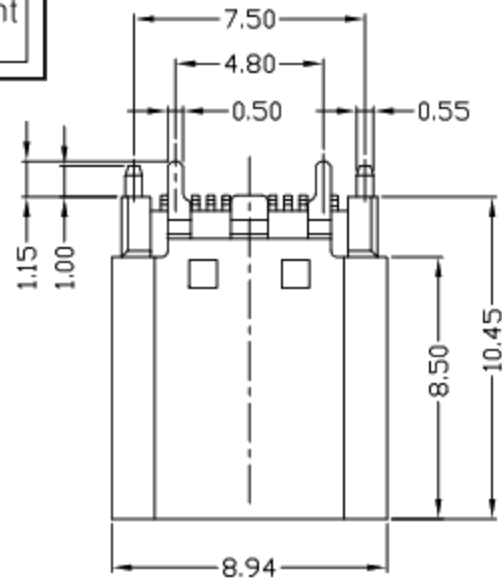




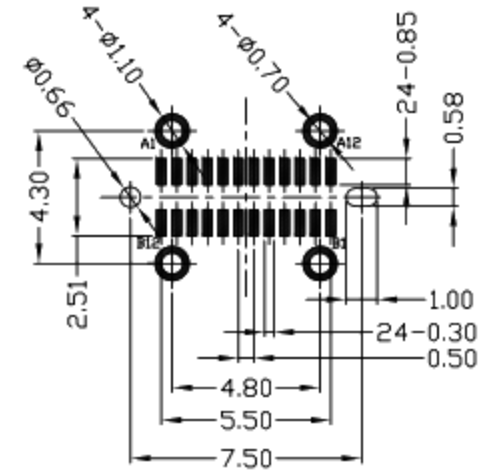
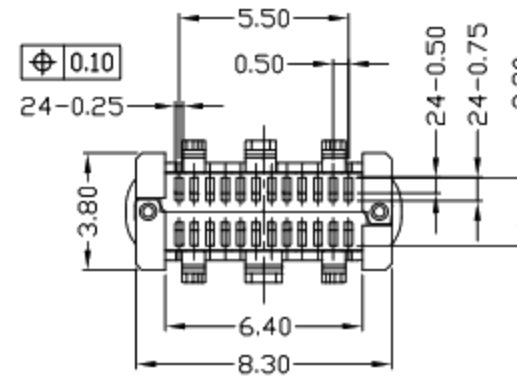
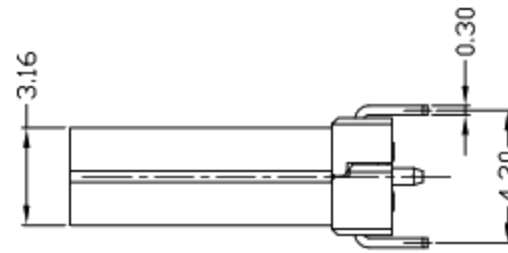
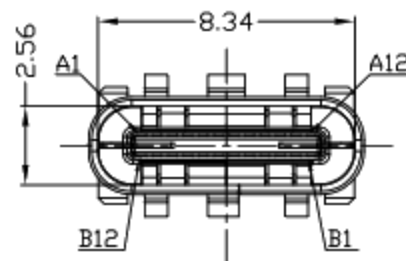
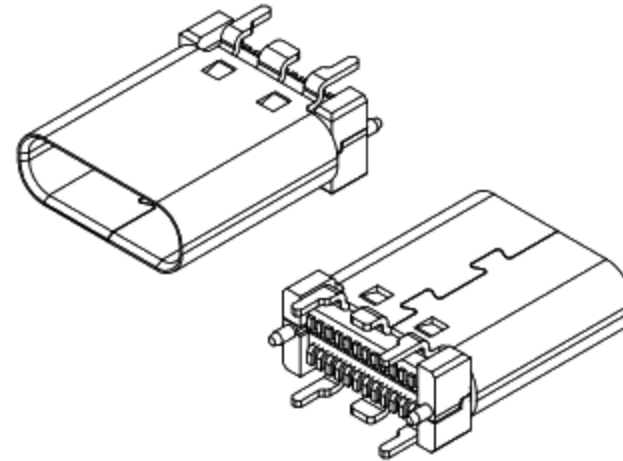
RoHS
Compliant
2002/95/EC

REV.	ECN.	NO.	APPD.

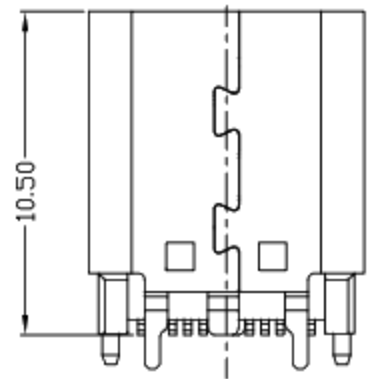


USB TYPE-C FULL-FEATURED
RECEPTACLE INTERFACE PIN ASSIGNMENTS

A1	GND	B12	GND
A2	SSTXP1	B11	SSRXP1
A3	SSTXN1	B10	SSRXN1
A4	VBUS	B9	VBUS
A5	CC1	B8	SBU2
A6	DP1	B7	DN2
A7	DN1	B6	DP2
A8	SBU1	B5	CC2
A9	VBUS	B4	VBUS
A10	SSRXN2	B3	SSTXN2
A11	SSRXP2	B2	SSTXP2
A12	GND	B1	GND
PIN	SIGNAL NAME	PIN	SIGNAL NAME



RECOMMENDED PCB LAYOUT



NOTES:

- ELECTRICAL:
 - CURRENT RATING: 3A MIN FOR VBUS; VOLTAGE: 5VAC MAX 0.25A MIN FOR OTHER.
 - INSULATION RESISTANCE: 100MΩ MIN;
 - CONTACT RESISTANCE: 40mΩ MAX;
 - WITHSTANDING VOLTAGE: 100V AC;
 - OPERATING TEMPERATURE: -30°C ~ +80°C.
- Mechanical:
 - INSERTION FORCE: 5~20N.
 - EXTRACTION FORCE: 8~20N.
- DIMENSIONS MARKED *▼* TO BE CHECKED BY Q.C & IPQC.

4. PART NO.

1: Au 1U*	1: PBT
2: Au 3U*	2: PA6T
5: Au 15U*	3: PA9T
6: Au 30U*	4: LCP

Bill of materials:

NO	PARTS	MATERIAL	QTY	FINISHING
5	SPRING	STAINLESS STEEL	1	
4	SHIELDING PLATE	STAINLESS STEEL	1	
3	SHELL	STAINLESS STEEL	1	PLATED NICKEL
2	TERMINAL	COPPER ALLOY	24	PLATED GOLD/TIN
1	HOUSING	LCP+30%GF	1	UL94V-0

UNITS	mm
X.	±0.35
.X	±0.3
.XX	±0.25
.XXX	±0.15

廣東科斯達電子科技有限公司

TITLE: USB TYPE C 直立式SMT 长10.5mm

PART NO.:

DR: gan 2018/8/18

DWG NO.:

CHKD: gan 2018/8/18

APPD:

SCALE	SHEET	REV.	CUSTOMER DRAWING
1:1	1/1	B	

THESE DRAWINGS AND SPECIFICATIONS ARE THE PROPERTY OF ACCURATE INNOTECH INC AND SHALL NOT BE REPRODUCED, COPIED OR USED IN ANY MANNER WITHOUT THE PRIOR WRITTEN CONSENT OF ACCURATE INNOTECH INC.